

AGENDA
COUNCIL MEETING
MUNICIPAL DISTRICT OF PINCHER CREEK
April 11, 2017
1:00 pm

A. ADOPTION OF AGENDA

B. DELEGATIONS

- (1) MD of Pincher Creek Consolidated Financial Statements
 - Financial Statements, from Avail LLP, for the year ended December 31, 2016
- (2) Outdoor Recreation Council of Alberta
 - Email from Outdoor Council of Canada, dated April 6, 2017
- (3) Pincher Creek Chamber of Commerce Membership
 - Representatives from the Chamber of Commerce will be in attendance to explain the benefits of becoming a Member

C. MINUTES

- (1) Council Meeting Minutes
 - Minutes of March 28, 2017

D. UNFINISHED BUSINESS

- (1) Beaver Mines Water and Wastewater Project
 - Email from Cornell Van Ryk, dated March 22, 2017
- (2) Castle Parks
 - Speaking notes, received March 28, 2017
 - Email from Hugh Dunham, dated March 22, 2017
- (3) Streetlight LED Conversion Option Offer
 - Email, with presentation, from FortisAlberta, dated March 29, 2017
 - Letter from Fortis Alberta, dated March 1, 2017

E. CHIEF ADMINISTRATOR OFFICER'S (CAO) REPORTS

(1) **Operations**

- a) Foothills Park
 - Email, dated March 28, 2017
- b) Beaver Mines Water and Wastewater Service Funding Report
 - Report from Director of Operations, dated April 3, 2017
- c) Operations Report
 - Report from Director of Operations, dated April 6, 2017
 - Public Works Call Log
 - Environmental Services Call Log

(2) **Planning and Development**

Nil

(3) **Finance**

- a) 2016 Consolidated Financial Statements
 - Report from Director of Finance, dated March 31, 2017
- b) Statement of Cash Position
 - For the month ending March 2017
- c) Mill Rate Bylaw 1274-17
 - Report from Director of Finance, dated April 6, 2017

(4) **Municipal**

- a) Fire Guardians - Appointment
 - Report from Chief Administrative Officer, dated March 31, 2017
- b) Chief Administrative Officer's Report
 - Report from Chief Administrative Officer, dated April 6, 2017
 - Administration Call Log

F. CORRESPONDENCE

(1) **For Action**

- a) Legal Defense Fund
 - Letter from Federation of Canadian Municipalities, dated March 17, 2017
- b) Invoice Reduction Request
 - Letter from Waterton Springs Campground, dated March 29, 2017

(2) **For Information**

- a) Gas Tax Fund – Bridge File 468
 - Letter from Municipal Affairs, dated March 14, 2017
- b) Alberta Community Partnership Program – Oldman River Regional Services Commission
 - Letter from Municipal Affairs, dated March 22, 2017
- c) Beaver Mines Water and Wastewater Project – Increase in Pipeline Size
 - Letter from Alberta Infrastructure, dated March 31, 2017
- d) SuperNet
 - Letter from Service Alberta, dated March 27, 2017
- e) Beaver Mines Regional Water Supply Detailed Design Project
 - Letter from Alberta Transportation, dated March 24, 2017
- f) Beaver Mines Regional Water Supply Project
 - Letter from Alberta Transportation, dated March 24, 2017
- g) Rail Safety Week
 - Email from Canadian Pacific, dated April 4, 2017
- h) National Day of Mourning
 - Letter from Workers' Compensation Board, dated March 20, 2017
- i) Highway #3 Twinning Development Association
 - Minutes of February 3, 2017
- j) AUC Power Plant Approval No. U2014-128
 - Letter from Enel Green Power, dated March 24, 2017
- k) Annual Report to Stakeholders and Communities
 - Letter from Plains Midstream, dated March 22, 2017
 - (Report available from Chief Administrative Officer)
- l) Castle Parks
 - Email from Gail Michener, dated March 24, 2017

G. COMMITTEE REPORTS / DIVISIONAL CONCERNS

Councillor Quentin Stevick – Division 1

- Genesis Annual General Meeting
- Tuberculosis Update
- Chinook Arch Regional Library

Councillor Fred Schoening – Division 2

Councillor Garry Marchuk – Division 3

- Alberta SouthWest Regional Alliance
- Minutes of March 1, 2017
- Bulletin April 2017

Reeve Brian Hammond - Division 4

Councillor Terry Yagos – Division 5

H. IN-CAMERA

(1) Legal

I. NEW BUSINESS

J. ADJOURNMENT

MUNICIPAL DISTRICT OF PINCHER CREEK NO. 9, M.D. OF

INDICATORS OF FINANCIAL CONDITION
For the year ended December 31, 2016



Introduction

A Key Performance Indicator (KPI) is a metric used to evaluate factors that are crucial to the success of an organization. The importance of each KPI may change with time depending on the goals and strategic plans of the organization.

When reviewing KPIs, it is important to not only compare to past performance and desired goals, but to consider industry standards and benchmarks.

The following information has been provided in order to provide you some insight into some important KPIs for your organization.

It is important to review the underlying information of your municipality in order to determine cause and create desired change.

The underlying data for this report was taken from the financial data publicly available found on the Alberta Municipal Affairs website.

Comparable municipalities were determined based on a range of 75% to 125% of your population.

MUNICIPAL DISTRICT OF PINCHER CREEK NO. 9, M.D. OF

INDICATORS OF FINANCIAL CONDITION

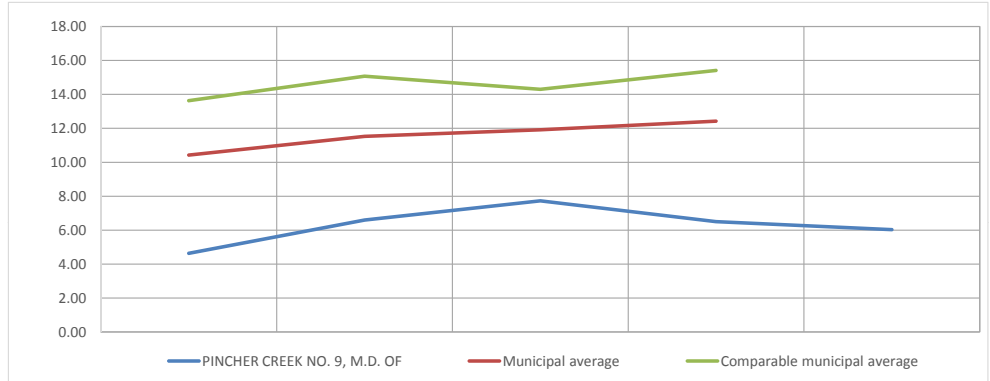
For the year ended December 31, 2016

2012 2013 2014 2015 2016

SUSTAINABILITY INDICATORS

Assets to Liabilities

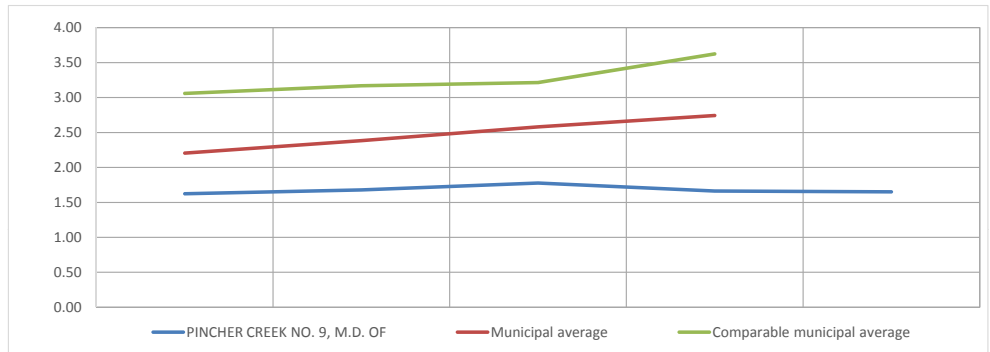
The "assets-to-liabilities" indicator reports the ratio of a government's financial and nonfinancial assets to its liabilities. This indicator supports a discussion about sustainability by illustrating the extent to which a government finances its operations by issuing debt. A ratio higher than one indicates that a government has accumulated surplus and has assets greater than debt. A ratio of less than one indicates that debt is greater than assets and that the government has been financing its operations by issuing debt. A trend in this direction may not be sustainable.



Total assets	65,094,909	70,180,241	70,607,437	77,241,184	77,424,468
Total liabilities	14,028,915	10,641,742	9,130,715	11,883,282	12,842,411
Assets to liabilities	4.64	6.59	7.73	6.50	6.03
Municipal average	10.42	11.53	11.91	12.42	
Comparable municipal average	13.63	15.07	14.30	15.41	

Financial assets to liabilities

The "financial assets-to-liabilities" indicator reports the ratio of a government's financial assets to its liabilities. A result lower than one indicates liabilities exceed financial assets (net debt) and future revenues will be required to pay for past transactions and events. A result higher than one indicates financial assets exceed liabilities (net financial assets) and financial resources are on hand that can finance future operations. A trend showing increases in net debt or reductions in net financial assets may not be sustainable.



Total financial assets	22,780,698	17,854,227	16,217,547	19,753,928	21,216,648
Total liabilities	14,028,915	10,641,742	9,130,715	11,883,282	12,842,411
Financial assets to liabilities	1.62	1.68	1.78	1.66	1.65
Municipal average	2.21	2.38	2.58	2.74	
Comparable municipal average	3.06	3.17	3.22	3.62	

MUNICIPAL DISTRICT OF PINCHER CREEK NO. 9, M.D. OF

INDICATORS OF FINANCIAL CONDITION

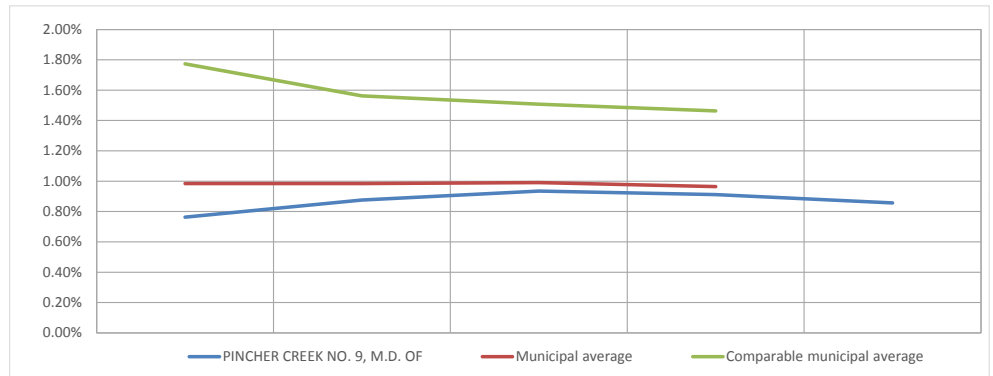
For the year ended December 31, 2016

2012 2013 2014 2015 2016

SUSTAINABILITY INDICATORS, CONTINUED

Operating expenses to taxable assessment

The "total expenses-to-taxable assessment" indicator provides the trend of government spending over time in relation to the growth in the economy. A trend that shows total expense is growing at a faster rate than the growth in the economy may not be sustainable.

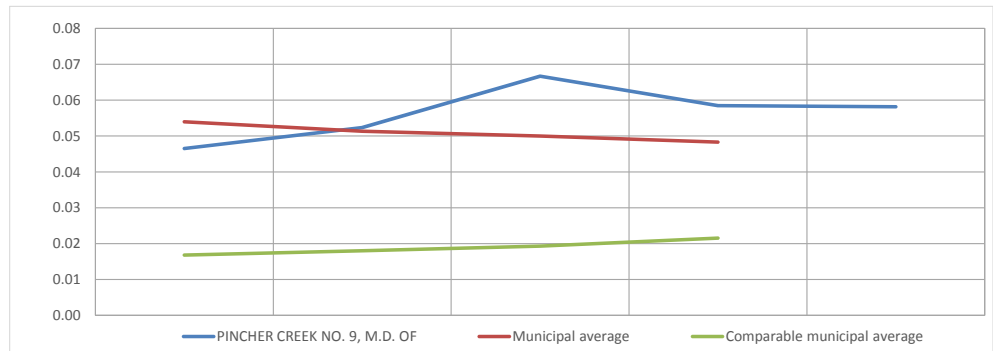


Operating expenses	10,004,339	11,878,922	13,542,583	13,644,779	13,713,138
Taxable assessment	1,311,454,465	1,355,829,168	1,448,276,064	1,495,874,944	1,600,520,107
Operating expenses to taxable assessment	0.76%	0.88%	0.94%	0.91%	0.86%
Municipal average	0.98%	0.98%	0.99%	0.96%	
Comparable municipal average	1.77%	1.56%	1.51%	1.46%	

FLEXIBILITY INDICATORS

Public debt charges to revenues

The "public debt charges-to-revenues" indicator measures public debt charges as a percentage of revenues. It illustrates the extent to which past borrowing decisions present a constraint on a government's ability to meet its financial and service commitments in the current period. Specifically, the more government uses revenues to meet the interest costs on past borrowing, the less will be available for program spending.



Debt servicing	562,823	558,189	715,359	711,631	707,925
Operating revenue	12,095,819	10,663,990	10,729,529	12,166,427	12,167,765
Public debt charges to revenues	0.05	0.05	0.07	0.06	0.06
Municipal average	0.05	0.05	0.05	0.05	
Comparable municipal average	0.02	0.02	0.02	0.02	

MUNICIPAL DISTRICT OF PINCHER CREEK NO. 9, M.D. OF

INDICATORS OF FINANCIAL CONDITION

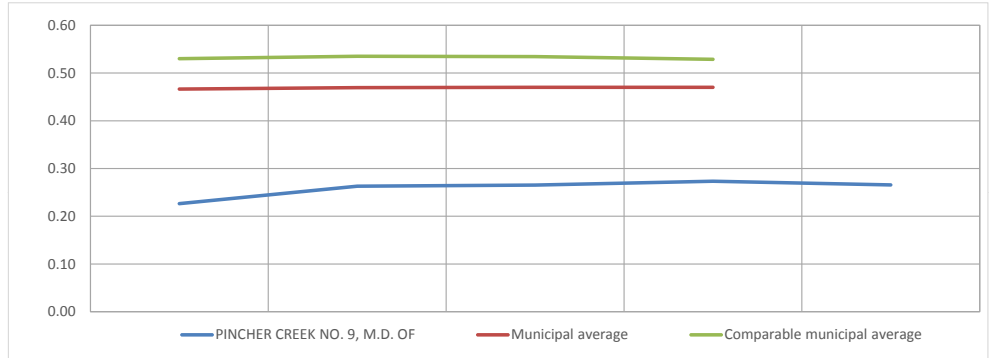
For the year ended December 31, 2016

2012 2013 2014 2015 2016

FLEXIBILITY INDICATORS, CONTINUED

Net book value to cost of tangible capital assets

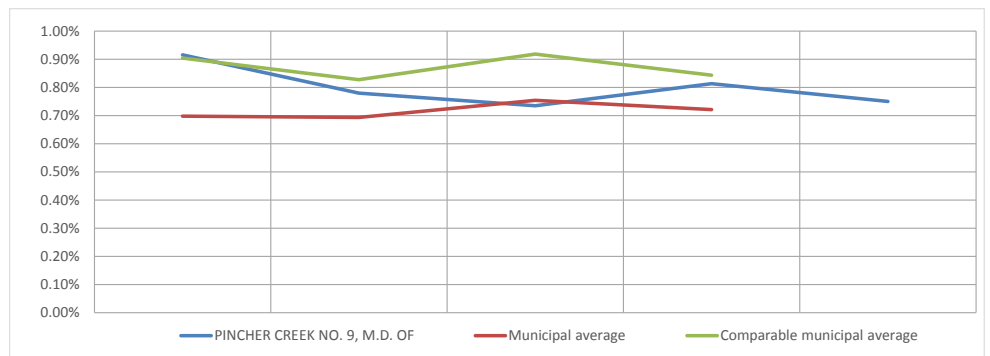
The "net book value of capital assets-to-cost of capital assets" indicator is important because it reports the extent to which the estimated useful lives of a government's tangible capital assets are available to provide its products and services. If a government's scale, scope and level of services remain unchanged or grow, its asset base could eventually impair flexibility because of the impending future costs of capital asset repair or replacement. Further information regarding assessing the physical condition of tangible capital assets can be found in ASSESSMENT OF TANGIBLE CAPITAL ASSETS, SORP-3.



Net book value	40,680,954	50,390,205	52,055,092	55,183,001	53,850,494
Cost of tangible capital assets	179,611,695	191,720,389	196,240,455	201,952,248	202,696,549
Net book value to cost of tangible capital assets	0.23	0.26	0.27	0.27	0.27
Municipal average	0.47	0.47	0.47	0.47	0.47
Comparable municipal average	0.53	0.54	0.53	0.53	0.53

Own source revenues to taxable assessment

The "own-source revenues-to-taxable assessment" indicator is important because it shows the ratio of a local government's ownsource revenues to its tax base. A change in the size of a local government's taxable assessment or a change in the rate of growth in ownsource revenues could influence flexibility.



Own source revenues (net of government transfers)	12,006,810	10,574,981	10,640,520	12,166,427	12,006,709
Taxable assessment	1,311,454,465	1,355,829,168	1,448,276,064	1,495,874,944	1,600,520,107
Own source revenues to taxable assessment	0.92%	0.78%	0.73%	0.81%	0.75%
Municipal average	0.70%	0.69%	0.75%	0.72%	0.75%
Comparable municipal average	0.90%	0.83%	0.92%	0.84%	0.84%

MUNICIPAL DISTRICT OF PINCHER CREEK NO. 9, M.D. OF

INDICATORS OF FINANCIAL CONDITION

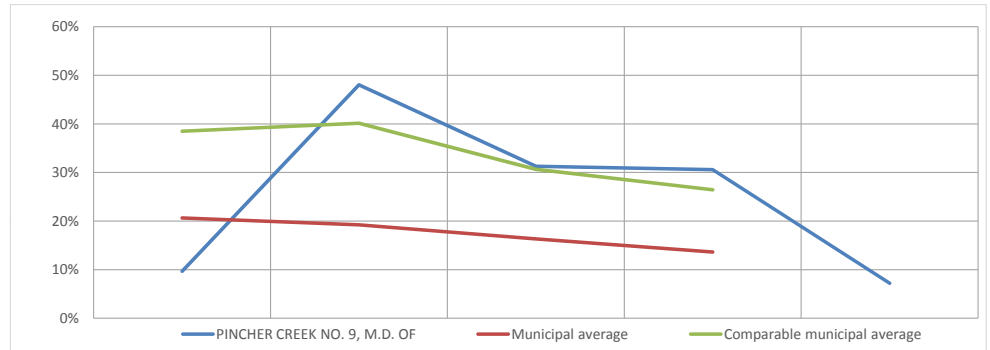
For the year ended December 31, 2016

2012 2013 2014 2015 2016

VULNERABILITY INDICATORS

Government transfers to total revenues

The purpose of reporting "government transfers-to-total revenues" is to show the proportion of revenues that provincial or local governments receive from other governments. This indicator offers a perspective on the degree of vulnerability a government faces as a result of its dependence on another level of government for revenues.



Government transfers (including capital)	1,287,482	9,776,449	4,840,283	5,359,534	930,583
Total revenues (including capital)	13,294,292	20,351,430	15,480,803	17,525,961	12,937,292
Government transfers to total revenues	10%	48%	31%	31%	7%
Municipal average	21%	19%	16%	14%	
Comparable municipal average	38%	40%	31%	26%	

MUNICIPAL DISTRICT OF PINCHER CREEK NO. 9

Consolidated Financial Statements

For the year ended December 31, 2016

Draft - March 31, 2017

MUNICIPAL DISTRICT OF PINCHER CREEK NO. 9

TABLE OF CONTENTS

For the year ended December 31, 2016

INDEPENDENT AUDITOR'S REPORT	1
MANAGEMENT REPORT	2
FINANCIAL STATEMENTS	
CONSOLIDATED STATEMENT OF FINANCIAL POSITION	3
CONSOLIDATED STATEMENT OF OPERATIONS	4
CONSOLIDATED STATEMENT OF CHANGE IN NET FINANCIAL ASSETS	5
CONSOLIDATED STATEMENT OF CASH FLOW	6
NOTES TO THE CONSOLIDATED FINANCIAL STATEMENTS	7 - 19
SCHEDULES TO THE CONSOLIDATED FINANCIAL STATEMENTS	20 - 22

Draft - March 31, 2017



CHARTERED PROFESSIONAL ACCOUNTANTS

INDEPENDENT AUDITOR'S REPORT

To: The Reeve and Members of Council of
the Municipal District of Pincher Creek No. 9

We have audited the accompanying consolidated financial statements of the Municipal District of Pincher Creek No. 9 which comprise the consolidated statement of financial position as at December 31, 2016, and the consolidated statements of operations, change in net financial assets and cash flow for the year then ended, and a summary of significant accounting policies and other explanatory information.

Management's Responsibility for the Consolidated Financial Statements

Management is responsible for the preparation and fair presentation of these consolidated financial statements in accordance with Canadian public sector accounting standards, and for such internal control as management determines is necessary to enable the preparation of consolidated financial statements that are free from material misstatement, whether due to fraud or error.

Auditor's Responsibility

Our responsibility is to express an opinion on these consolidated financial statements based on our audit. We conducted our audit in accordance with Canadian generally accepted auditing standards. Those standards require that we comply with ethical requirements and plan and perform the audit to obtain reasonable assurance about whether the consolidated financial statements are free from material misstatement.

An audit involves performing procedures to obtain audit evidence about the amounts and disclosures in the consolidated financial statements. The procedures selected depend on the auditor's judgment, including the assessment of the risks of material misstatement of the consolidated financial statements, whether due to fraud or error. In making those risk assessments, the auditor considers internal control relevant to the entity's preparation and fair presentation of the consolidated financial statements in order to design audit procedures that are appropriate in the circumstances, but not for the purpose of expressing an opinion on the effectiveness of the entity's internal control. An audit also includes evaluating the appropriateness of accounting policies used and the reasonableness of accounting estimates made by management, as well as evaluating the overall presentation of the consolidated financial statements.

We believe that the audit evidence we have obtained is sufficient and appropriate to provide a basis for our audit opinion.

Opinion

In our opinion, the consolidated financial statements present fairly, in all material respects, the financial position of the Municipal District of Pincher Creek No. 9 as at December 31, 2016 and the results of its operations, changes in its net financial assets, and its cash flows for the year then ended in accordance with Canadian public sector accounting standards.

Lethbridge, Alberta

April 11, 2017

Chartered Professional Accountants

MANAGEMENT REPORT

The consolidated financial statements are the responsibility of the management of the Municipal District of Pincher Creek No. 9.

These consolidated financial statements have been prepared from information provided by management. Financial statements are not precise since they include certain amounts based on estimates and judgments. Management has determined such amounts on a reasonable basis in order to ensure that the consolidated financial statements are presented fairly, in all material respects.

The Municipal District maintains systems of internal accounting and administrative controls that are designed to provide reasonable assurance that the financial information is relevant, reliable and accurate and that the Municipal District's assets are properly accounted for and adequately safeguarded.

The elected Council of the Municipal District of Pincher Creek No. 9 is responsible for ensuring that management fulfils its responsibilities for financial statements.

The Council meets annually with management and the external auditors to discuss internal controls over the financial reporting process, auditing matters and financial reporting issues, and to satisfy itself that each party is properly discharging its responsibilities. Council also considers the engagement or re-appointment of the external auditors. Council reviews the monthly financial reports.

The consolidated financial statements have been audited by Avail LLP Chartered Professional Accountants, the external auditors, in accordance with Canadian generally accepted auditing standards on behalf of the Council, residents and ratepayers of the Municipal District. Avail LLP has full and free access to the Council.

Chief Administrative Officer

MUNICIPAL DISTRICT OF PINCHER CREEK NO. 9
CONSOLIDATED STATEMENT OF FINANCIAL POSITION
As at December 31, 2016

	2016	2015
Financial assets		
Cash and temporary investments (note 2)	\$ 9,303,333	\$ 4,456,353
Taxes and grants in place of taxes receivable (note 3)	388,691	304,471
Trade and other receivables (note 4)	834,748	4,595,058
Investments (note 5)	8,405,716	8,003,513
Debt charges recoverable (note 6)	2,284,160	2,394,533
	21,216,648	19,753,928
Liabilities		
Authorized overdraft (note 7)	-	168,763
Accounts payable and accrued liabilities	502,563	433,680
Employee benefit obligations (note 8)	733,001	772,259
Deferred revenue (note 9)	5,779,239	4,157,404
Long-term debt (note 10)	5,827,609	6,351,174
	12,842,412	11,883,280
Net financial assets	8,374,236	7,870,648
Non-financial assets		
Prepaid expenses	154,246	133,703
Inventory for consumption	2,203,083	2,170,552
Tangible capital assets (schedule 2)	53,850,492	55,183,000
	56,207,821	57,487,255
Accumulated surplus (note 11)	\$ 64,582,057	\$ 65,357,903

Contingency (note 17)

Approved on behalf of Council:

Councillor

Councillor

MUNICIPAL DISTRICT OF PINCHER CREEK NO. 9
CONSOLIDATED STATEMENT OF OPERATIONS
For the year ended December 31, 2016

	Budget (Unaudited)	2016	2015
Revenue			
Net municipal property taxes (note 14)	\$ 10,650,240	\$ 10,653,447	\$ 10,156,789
User fees and sales of goods	454,510	413,319	461,384
Government transfers for operating (note 15)	467,550	535,052	873,335
Investment income	264,500	156,957	801,332
Penalties and costs of taxes	58,500	82,704	62,447
Licenses and permits	14,300	44,144	16,746
Gain on disposal of capital assets	91,000	475	-
Rental	261,770	337,952	402,121
Other	89,190	184,997	140,385
	12,351,560	12,409,047	12,914,539
Expenses (note 16)			
Legislative	228,110	218,295	225,547
Administration	2,275,997	2,157,223	1,983,874
Police, fire, disaster, ambulance and bylaw enforcement	555,513	1,013,814	528,569
Roads, streets, walks and lighting	7,109,800	6,858,423	7,473,016
Airport	876,794	849,569	848,464
Storm sewers and drainage	18,780	9,010	39,548
Water supply and distribution	358,560	507,083	407,218
Waste management	357,890	342,538	352,046
Family and community support services	122,770	136,672	121,094
Cemeteries and crematoriums	49,150	43,940	41,687
Land use planning, zoning and development	305,490	255,094	267,371
Agricultural and environmental services	640,561	539,923	558,899
Parks and recreation	334,940	374,181	401,081
Culture - libraries, museums, halls	412,490	407,374	408,928
	13,646,845	13,713,139	13,657,342
Deficiency of revenue over expenses before other	(1,295,285)	(1,304,092)	(742,803)
Other			
Government transfers for capital (note 15)	1,770,000	528,246	4,623,985
Excess (deficiency) of revenue over expenses	474,715	(775,846)	3,881,182
Accumulated surplus, beginning of year	65,357,903	65,357,903	61,476,721
Accumulated surplus, end of year	\$ 65,832,618	\$ 64,582,057	\$ 65,357,903

MUNICIPAL DISTRICT OF PINCHER CREEK NO. 9
CONSOLIDATED STATEMENT OF CHANGE IN NET FINANCIAL ASSETS
For the year ended December 31, 2016

	Budget (Unaudited)	2016	2015
Excess (deficiency) of revenue over expenses	\$ 474,715	\$ (775,846)	\$ 3,881,182
Acquisition of tangible capital assets	(3,685,450)	(2,590,460)	(6,504,289)
Amortization of tangible capital assets	3,194,196	3,194,196	3,165,618
Loss on disposal of tangible capital assets	-	572,618	76,232
Proceeds on disposal of tangible capital assets	91,000	156,155	134,530
	(400,254)	1,332,509	(3,127,909)
Net change in inventory for consumption	-	(32,532)	41,867
Net change in prepaid expense	-	(20,543)	(11,323)
	-	(53,075)	30,544
Increase in net financial assets	74,461	503,588	783,817
Net financial assets, beginning of year	7,870,648	7,870,648	7,086,831
Net financial assets, end of year	\$ 7,945,109	\$ 8,374,236	\$ 7,870,648

Draft - March 31, 2017

MUNICIPAL DISTRICT OF PINCHER CREEK NO. 9
CONSOLIDATED STATEMENT OF CASH FLOW
For the year ended December 31, 2016

	2016	2015
Operating transactions		
Excess (deficiency) of revenue over expenses	\$ (775,846)	\$ 3,881,182
Adjustments for items which do not affect cash		
Loss on disposal of tangible capital assets	572,618	76,232
Amortization of tangible capital assets	3,194,196	3,165,618
	2,990,968	7,123,032
Net change in non-cash working capital items		
Taxes and grants in place of taxes receivable	(84,220)	(264)
Trade and other receivables	3,760,310	(3,264,112)
Investments	(402,203)	3,246,746
Debt charges recoverable	110,373	107,197
Inventory for consumption	(32,532)	41,867
Prepaid expenses	(20,543)	(11,323)
Accounts payable and accrued liabilities	68,883	47,299
Employee benefit obligations	(39,258)	(24,624)
Deferred revenue	1,621,835	3,973,541
Cash provided by operating transactions	7,973,613	11,239,359
Capital transactions		
Proceeds on disposal of tangible capital assets	156,155	134,530
Acquisition of tangible capital assets	(2,590,460)	(6,504,289)
Cash applied to capital transactions	(2,434,305)	(6,369,759)
Financing transactions		
Repayment of long-term debt	(523,565)	(511,134)
Increase in cash and temporary investments	5,015,743	4,358,466
Cash and temporary investments, beginning of year	4,287,590	(70,876)
Cash and temporary investments, end of year	\$ 9,303,333	\$ 4,287,590
Cash and temporary investments consists of:		
Cash	\$ 682,838	\$ -
Temporary investments	8,620,495	4,456,353
Authorized overdraft	-	(168,763)
	\$ 9,303,333	\$ 4,287,590

MUNICIPAL DISTRICT OF PINCHER CREEK NO. 9
NOTES TO THE CONSOLIDATED FINANCIAL STATEMENTS
For the year ended December 31, 2016

1. Significant accounting policies

The consolidated financial statements of the Municipal District of Pincher Creek No. 9 are the representations of management prepared in accordance with generally accepted accounting principles for local governments established by the Public Sector Accounting Board of the Chartered Professional Accountants of Canada. Significant aspects of the accounting policies adopted by the Municipal District are as follows:

(a) Reporting entity

The consolidated financial statements reflect the assets, liabilities, revenue and expenses, changes in fund balances and change in financial position of the reporting entity which comprises all of the organizations that are owned or controlled by the Municipal District and are, therefore, accountable to the Council for the administration of their financial affairs and resources.

Taxes levied also includes requisitions for educational, health care, social and other external organizations that are not part of the municipal reporting entity.

The statements exclude trust assets that are administered for the benefit of external parties. Interdepartmental and organizational transactions and balances are eliminated.

(b) Basis of accounting

The financial statements are prepared using the accrual basis of accounting. The accrual basis of accounting records revenue as it is earned and measurable. Expenses are recognized as they are incurred and measurable based upon receipt of goods or services and/or the legal obligation to pay.

Funds from external parties and earnings thereon restricted by agreement or legislation are accounted for as deferred revenue until used for the purpose specified.

Government transfers, contributions and other amounts are received from third parties pursuant to legislation, regulation or agreement and may only be used for certain programs, in the completion of specific work, or for the purchase of tangible capital assets. In addition, certain user charges and fees are collected for which the related services have yet to be performed. Revenue is recognized in the period when the related expenses are incurred, services performed or the tangible capital assets are acquired.

(c) Use of estimates

The preparation of financial statements in conformity with Canadian generally accepted accounting principles requires management to make estimates and assumptions that affect the reported amount of assets and liabilities and disclosure of contingent assets and liabilities at the date of the financial statements, and the reported amounts of revenue and expense during the period. Where measurement uncertainty exists, the financial statements have been prepared within reasonable limits of materiality. Actual results could differ from those estimates.

(d) Investments

Investments are recorded at amortized cost. Investment premiums and discounts are amortized on the net present value basis over the term of the respective investments. When there has been a loss in value that is other than a temporary decline, the respective investment is written down to recognize the loss.

MUNICIPAL DISTRICT OF PINCHER CREEK NO. 9
NOTES TO THE CONSOLIDATED FINANCIAL STATEMENTS
For the year ended December 31, 2016

1. Significant accounting policies, continued

- (e) Inventories for resale
Land held for resale is recorded at the lower of cost and net realizable value. Cost includes costs for land acquisition and improvements required to prepare the land for servicing such as clearing, stripping, and leveling charges. Related development costs incurred to provide infrastructure such as water and waste water services, roads, sidewalks, and street lighting are recorded as physical assets under their respective function.
- (f) Debt charges recoverable
Debt charges recoverable consist of amounts that are recoverable from municipal agencies or other local governments with respect to outstanding debentures or other long-term debt pursuant to annexation orders or joint capital undertakings. These recoveries are recorded at a value that equals the offsetting portion of the unmatured long-term debt, less actuarial requirements for the retirement of any sinking fund debentures.
- (g) Contaminated sites liability
Contaminated sites are a result of contamination being introduced into air, soil, water or sediment of a chemical, organic or radioactive material or live organism that exceeds an environmental standard. The liability is recorded net of any expected recoveries. A liability for remediation of a contaminated site is recognized when a site is not in productive use and is management's estimate of the cost of post-remediation including operation, maintenance and monitoring.
- (h) Tax revenue
Tax revenues are recognized when the tax has been authorized by bylaw and the taxable event has occurred.

Requisitions operate as a flow through and are excluded from municipal revenue.
- (i) Reserves for future expenses
Reserves are established at the discretion of Council to set aside funds for future operating and capital expenses. Transfers to and/or from reserves are reflected as an adjustment to the respective fund.
- (j) Requisition over-levy and under-levy
Over-levies and under-levies arise from the difference between the actual property tax levy made to cover each requisition and the actual amount requisitioned.

If the actual levy exceeds the requisition, the over-levy is accrued as a liability and property tax revenue is reduced. Where the actual levy is less than the requisition amount, the under-levy is accrued as a receivable and as property tax revenue.

Requisition tax rates in the subsequent year are adjusted for any over-levies or under-levies of the prior year.

MUNICIPAL DISTRICT OF PINCHER CREEK NO. 9
NOTES TO THE CONSOLIDATED FINANCIAL STATEMENTS
For the year ended December 31, 2016

1. Significant accounting policies, continued

(k) Government transfers

Government transfers are the transfer of assets from senior levels of government that are not the result of an exchange transaction, are not expected to be repaid in the future, or the result of a direct financial return.

Government transfers are recognized in the financial statements as revenue in the period in which events giving rise to the transfer occur, providing the transfers are authorized, any eligibility criteria have been met, and reasonable estimates of the amounts can be determined.

(l) Non-financial assets

Non-financial assets are not available to discharge existing liabilities and are held for use in the provision of services. They have useful lives extending beyond the current year and are not intended for sale in the normal course of operations. The change in non-financial assets during the year, together with the excess of revenues over expenses, provides the consolidated Change in Net Financial Assets for the year.

(i) Tangible capital assets

Tangible capital assets are recorded at cost which includes all amounts that are directly attributable to acquisition, construction, development or betterment of the asset. The cost, less residual value, of the tangible capital assets is amortized on a straight-line basis over the estimated useful life as follows:

	Years
Land improvements	20
Buildings	50
Engineered structures	20-75
Machinery and equipment	3-35
Vehicles	3-20

Assets under construction are not amortized until the asset is available for productive use.

(ii) Contributions of tangible capital assets

Tangible capital assets received as contributions are recorded at fair value at the date of receipt and also are recorded as revenue.

(iii) Leases

Leases are classified as capital or operating leases. Leases which transfer substantially all of the benefits and risks incidental to ownership of property are accounted for as capital leases. All other leases are accounted for as operating leases and the related lease payments are charged to expenses as incurred.

(iv) Inventories

Inventories held for consumption are recorded at the lower of cost and replacement cost.

MUNICIPAL DISTRICT OF PINCHER CREEK NO. 9
NOTES TO THE CONSOLIDATED FINANCIAL STATEMENTS
For the year ended December 31, 2016

1. Significant accounting policies, continued

- (v) Cultural and historical tangible capital assets
Works of art for display are not recorded as tangible capital assets but are disclosed.

2. Cash and temporary investments

	2016	2015
Temporary investments	\$ 8,620,495	\$ 4,456,353
Cash	682,838	-
	\$ 9,303,333	\$ 4,456,353

Temporary investments consist of premium and regular Canadian T-Bill funds with maturities of twelve months or less.

3. Taxes and grants in place of taxes receivables

	2016	2015
Taxes and grants in place of taxes receivable	\$ 297,089	\$ 216,674
Arrears	91,602	87,797
	\$ 388,691	\$ 304,471

4. Trade and other receivables

	2016	2015
Provincial grants	\$ 696,183	\$ 4,401,712
Trade receivables	81,252	81,549
Goods and Services Tax (GST)	57,313	111,797
	\$ 834,748	\$ 4,595,058

MUNICIPAL DISTRICT OF PINCHER CREEK NO. 9
NOTES TO THE CONSOLIDATED FINANCIAL STATEMENTS
For the year ended December 31, 2016

5. Investments

	2016		2015	
	Cost	Market value	Cost	Market value
Bonds	\$ 8,402,376	\$ 8,332,504	\$ 8,000,173	\$ 7,870,342
Other	3,340	3,340	3,340	3,340
	<u>\$ 8,405,716</u>	<u>\$ 8,335,844</u>	<u>\$ 8,003,513</u>	<u>\$ 7,873,682</u>

The bond portfolio has an effective interest rate of 5.4% (2015 - 6.0%) with maturity dates from 2019 to 2108.

The other long-term investments are recorded at cost. These instruments are not traded in an organized financial market.

6. Debt charges recoverable

	2016	2015
Current debt charges recoverable	\$ 110,374	\$ 107,197
Non-current debt charges recoverable	2,173,786	2,287,336
	<u>\$ 2,284,160</u>	<u>\$ 2,394,533</u>

The Municipal District has undertaken a joint landfill road development project with the Crowsnest/Pincher Creek Landfill Association. The Municipal District assumed long-term financing totaling \$3,607,273 in 2012; however, \$2,706,955 plus interest at 2.94% is recoverable from the Landfill Association with respect to this financing. Amounts are recoverable in bi-annual principal and interest payments of \$90,007 until September 1, 2032.

	Principal	Interest	Total
2017	\$ 110,374	\$ 69,641	\$ 180,015
2018	113,645	66,371	180,016
2019	117,013	63,002	180,015
2020	120,480	59,535	180,015
2021	124,048	55,967	180,015
Thereafter	1,698,600	281,565	1,980,165
	<u>\$ 2,284,160</u>	<u>\$ 596,081</u>	<u>\$ 2,880,241</u>

7. Authorized overdraft

The Municipal District has an authorized overdraft with the CIBC up to \$5,000,000.

MUNICIPAL DISTRICT OF PINCHER CREEK NO. 9
NOTES TO THE CONSOLIDATED FINANCIAL STATEMENTS
For the year ended December 31, 2016

8. Employee benefit obligations

	2016	2015
Vacation and time in lieu	\$ 40,010	\$ 93,624
Sick time	692,991	678,635
	\$ 733,001	\$ 772,259

Vacation and time in lieu

The vacation and time in lieu liability is comprised of the vacation and overtime that employees are deferring to future years. Employees have either earned the benefits (and they are vested) or are entitled to these benefits within the next budgetary year.

Sick Time

Sick leave credits are earned by employees on the basis of 3/4 day for each two week pay period worked, until the employee reaches the age of 65, to a maximum of 120 days. Upon termination of employment or retirement, a non-union employee shall be entitled to any unused sick leave time in the form of severance pay. Union employees shall be entitled to any unused sick time on pensionable retirement at age 55 or death.

9. Deferred revenue

	2016	2015
Municipal Sustainability Initiative	\$ 3,822,632	\$ 2,448,746
Regional water study	1,594,790	1,629,084
Water for life	321,368	-
Prepaid property taxes	40,449	44,083
Bridge grants	-	35,491
	\$ 5,779,239	\$ 4,157,404

MUNICIPAL DISTRICT OF PINCHER CREEK NO. 9
NOTES TO THE CONSOLIDATED FINANCIAL STATEMENTS
For the year ended December 31, 2016

10. Long-term debt

	2016	2015
Tax supported debentures	\$ 4,945,609	\$ 5,343,174
Village of Cowley	882,000	1,008,000
	\$ 5,827,609	\$ 6,351,174

Principal and interest repayments are due as follows:

	Principal	Interest	Total
2017	\$ 536,402	\$ 171,523	\$ 707,925
2018	549,655	154,563	704,218
2019	563,340	137,171	700,511
2020	361,791	126,677	488,468
2021	368,779	115,982	484,761
Thereafter	3,447,642	1,181,586	4,629,228
	\$ 5,827,609	\$ 1,887,502	\$ 7,715,111

Debenture debt is repayable to Alberta Capital Finance Authority and bears interest from 2.94% to 3.49% per annum with maturity dates ranging from 2019 to 2032. Debenture debt is issued on the credit and security of the Municipal District at large.

The promissory note to the Village of Cowley is payable at \$126,000 annually plus interest at 2.94%.

Interest on long-term debt amounted to \$188,066 (2015 - \$204,205). The Municipal District's cash payments for interest in 2016 was \$188,066 (2015 - \$204,205).

11. Accumulated surplus

Accumulated surplus consists of internally restricted and unrestricted amounts and equity in tangible capital assets as follows:

	2016	2015
Unrestricted surplus	\$ 2,193,092	\$ 409,826
Internally restricted surplus (reserves) (note 12)	12,081,922	13,721,718
Equity in tangible capital assets (note 13)	50,307,043	51,226,359
	\$ 64,582,057	\$ 65,357,903

MUNICIPAL DISTRICT OF PINCHER CREEK NO. 9
NOTES TO THE CONSOLIDATED FINANCIAL STATEMENTS
For the year ended December 31, 2016

12. Reserves

Council has set up reserves for various purposes. These reserves are either required by legislation or set up at the discretion of Council to provide funding for future expenses.

	2016	2015
General		
Mill rate stabilization	\$ 1,144,582	\$ 1,234,930
Allocated		
Airport	329,771	340,260
Bridge repair and replacement	748,135	780,000
Cultural facilities	1,500,000	1,425,000
Dams (water storage)	463,324	438,324
Emergency services operating	30,000	30,000
Gravel pit stripping/reclamation	504,000	361,289
Interim operating funds	803,936	803,936
Lundbreck water/sewer infrastructure	515,297	512,157
M.D. equipment	2,094,472	3,319,337
M.D. recycle equipment	80,388	71,388
Next year completions	337,837	433,953
Recreation facilities	349,063	238,533
Regional water infrastructure	655,141	641,169
Road construction	2,525,976	3,091,442
	10,937,340	12,486,788
	\$ 12,081,922	\$ 13,721,718

13. Equity in tangible capital assets

	2016	2015
Tangible capital assets (schedule 2)	\$ 202,696,549	\$ 201,952,248
Accumulated amortization (schedule 2)	(148,846,057)	(146,769,248)
Long-term debt (note 10)	(5,827,609)	(6,351,174)
Debt charges recoverable (note 6)	2,284,160	2,394,533
	\$ 50,307,043	\$ 51,226,359

MUNICIPAL DISTRICT OF PINCHER CREEK NO. 9
NOTES TO THE CONSOLIDATED FINANCIAL STATEMENTS
For the year ended December 31, 2016

14. Net municipal property taxes

	Budget (Unaudited)	2016	2015
Taxation			
Real property taxes	\$ 10,248,790	\$ 10,456,033	\$ 9,841,555
Linear property taxes	3,330,040	3,253,265	3,203,926
	13,578,830	13,709,298	13,045,481
Requisitions			
Alberta School Foundation Fund - basic levy	2,484,070	2,614,769	2,454,078
Alberta School Foundation Fund - opted out jurisdiction	105,660	110,104	105,620
Pincher Creek Foundation	338,860	330,978	328,994
	2,928,590	3,055,851	2,888,692
	\$ 10,650,240	\$ 10,653,447	\$ 10,156,789

15. Government transfers

	Budget (Unaudited)	2016	2015
Transfers for operating:			
Provincial government	\$ 334,050	\$ 402,337	\$ 735,550
Local government	133,500	132,715	137,785
	467,550	535,052	873,335
Transfers for capital:			
Provincial government	1,770,000	528,246	4,623,985
	\$ 2,237,550	\$ 1,063,298	\$ 5,497,320

MUNICIPAL DISTRICT OF PINCHER CREEK NO. 9
NOTES TO THE CONSOLIDATED FINANCIAL STATEMENTS
For the year ended December 31, 2016

16. Expenses by object

	Budget (Unaudited)	2016	2015
Salaries, wages, and benefits	\$ 4,354,309	\$ 4,246,425	\$ 3,862,203
Contracted and general services	3,310,670	3,152,546	3,847,074
Materials, goods, supplies and utilities	1,582,960	1,357,171	1,548,437
Interest on long term debt	188,090	188,066	204,205
Bank charges and short term interest	13,910	14,462	29,473
Other expenditures	44,250	36,723	60,465
Transfers to organizations and others	958,460	950,931	927,303
Amortization of tangible capital assets	3,194,196	3,194,196	3,165,618
Assets transferred to Pincher Creek			
Emergency Services Commission	-	426,856	-
Loss on disposal of tangible capital assets	-	145,763	12,564
	\$ 13,646,845	\$ 13,713,139	\$ 13,657,342

17. Contingency

The Municipal District of Pincher Creek No. 9 is a member of the Alberta Local Authorities Reciprocal Insurance Exchange. Under the terms of membership, the Municipal District could become liable for its proportionate share of any claim losses in excess of the funds held by the exchange. Any liability incurred would be accounted for as a current transaction in the year the losses are determined.

18. Debt limits

Section 276(2) of the Municipal Government Act requires that debt and debt limits as defined by Alberta Regulation 255/00 for the Municipal District be disclosed as follows:

	2016	2015
Total debt limit	\$ 18,613,570	\$ 19,371,810
Total debt	5,827,609	6,351,174
	\$ 12,785,961	\$ 13,020,636
Debt servicing limit	\$ 3,102,262	\$ 3,228,635
Debt servicing	707,925	711,631
	\$ 2,394,337	\$ 2,517,004

The debt limit is calculated at 1.5 times revenue of the municipality (as defined in Alberta Regulation 255/00) and the debt service limit is calculated at 0.25 times such revenue. Incurring debt beyond these limitations requires approval by the Minister of Municipal Affairs. These thresholds are guidelines used by Alberta Municipal Affairs to identify municipalities which could be at financial risk if further debt is acquired. The calculation taken alone does not represent the financial stability of the municipality. Rather, the financial statements must be interpreted as a whole.

MUNICIPAL DISTRICT OF PINCHER CREEK NO. 9
NOTES TO THE CONSOLIDATED FINANCIAL STATEMENTS
For the year ended December 31, 2016

19. Local authorities pension plan

Employees of the Municipal District participate in the Local Authorities Pension Plan (LAPP), which is one of the plans covered by the Alberta Public Sector Pensions Plans Act. The plan serves about 244,621 people and 426 employers. The LAPP is financed by the employer and employee contributions and by investment earnings of the LAPP Fund.

Contributions for current service are recorded as expenditures in the year in which they become due.

The Municipal District is required to make current service contributions to the LAPP of 11.39% of pensionable earnings up to the year's maximum pensionable earnings under the Canada Pension Plan and 15.84% on pensionable earnings above this amount. Employees of the Municipal District are required to make current service contributions of 10.39% of pensionable salary up to the year's maximum pensionable salary and 14.84% on pensionable salary above this amount.

Total current service contributions by the Municipal District to the LAPP in 2016 were \$295,829 (2015 - \$282,298). Total current service contributions by the employees of the Municipal District to the LAPP in 2016 were \$272,487 (2015 - \$259,990).

At December 31, 2015, the LAPP disclosed an actuarial deficiency of \$923 million.

20. Salary and benefits disclosure

Disclosure of salaries and benefits for elected municipal officials, the chief administrative officer and designated officers as required by Alberta Regulation 313/2000 is as follows:

	(1) Salary	(2) Benefits & allowances	2016	2015
Council				
Hammond, Brian	\$ 31,000	\$ 559	\$ 31,559	\$ 40,544
Marchuk, Garry	36,350	378	36,728	37,462
McNab, Grant	-	-	-	7,450
Schoening, Fred	27,225	352	27,577	26,448
Stevick, Quentin	31,600	592	32,192	10,779
Yagos, Terry	32,550	630	33,180	32,440
Chief administrative officer	151,533	26,361	177,894	179,119
Designated officer	\$ 95,623	\$ 3,256	\$ 98,879	\$ 95,695

(1) Salary includes regular base pay, bonuses, overtime, lump sum payments, gross honoraria and any other direct cash remuneration.

(2) Benefits and allowances figures also include the employer's share of the costs of additional taxable benefits including special leave with pay, financial planning services, retirement planning services, concessionary loans, travel allowances, car allowances, and club memberships.

MUNICIPAL DISTRICT OF PINCHER CREEK NO. 9
NOTES TO THE CONSOLIDATED FINANCIAL STATEMENTS
For the year ended December 31, 2016

21. Financial instruments

The Municipal District of Pincher Creek No. 9's financial instruments consist of cash and temporary investments, accounts receivable, investments, debt charges recoverable, bank indebtedness, accounts payable and accrued liabilities, and long-term debt. It is management's opinion that the Municipal District is not exposed to significant interest or currency risk arising from these financial instruments.

The Municipal District of Pincher Creek No. 9 is subject to credit risk with respect to taxes and grants in place of taxes receivables and trade and other receivables. Credit risk arises from the possibility that taxpayers and entities to which the Municipal District provides services may experience financial difficulty and be unable to fulfil their obligations. The large number and diversity of taxpayers and customers minimizes the credit risk.

Unless otherwise noted, the carrying value of the financial instrument approximates fair value.

22. Segmented disclosure

The Municipal District provides a range of services to its ratepayers. For each reported segment, revenues and expenses represent both amounts that are directly attributable to the segment and amounts that are allocated on a reasonable basis. The accounting policies used in these segments are consistent with those followed in the preparation of the financial statements as disclosed in Note 1.

Refer to the schedule of segmented disclosure (schedule 3)

23. Budget amounts

The 2016 budget for the Municipal District was approved by Council on December 8, 2015 and has been reported in the consolidated financial statements for information purposes only. These budget amounts have not been audited, reviewed, or otherwise verified. The approved budget contained reserve transfers, capital additions and principal payments on debt as expenditures. Since these items are not included in the amounts reported in the consolidated financial statements, they have been excluded from the budget amounts presented in these financial statements. In addition, the approved budget did not contain an amount for amortization expense. In order to enhance comparability, the actual amortization expense has been included as a budget amount.

Budgeted surplus per financial statements	\$ 474,715
Less: Capital expenditures	(3,685,450)
Long-term debt repayments	(523,570)
Add: Amortization	3,194,195
Transfers from capital reserves	486,940
Transfers from operating reserves	53,180
<hr/>	
Equals: Budgeted surplus	<u>\$ 10</u>

MUNICIPAL DISTRICT OF PINCHER CREEK NO. 9
NOTES TO THE CONSOLIDATED FINANCIAL STATEMENTS
For the year ended December 31, 2016

24. Approval of financial statements

These financial statements were approved by Council and Management.

25. Contaminated sites liability

The Municipal District has adopted PS3260 liability for contaminated sites. The Municipal District did not identify any financial liabilities in 2016 (2015 - nil) as a result of this standard.

26. Comparative figures

Certain comparative figures have been reclassified to conform to the financial statement presentation adopted in the current year.

Draft - March 31, 2017

MUNICIPAL DISTRICT OF PINCHER CREEK NO. 9
SCHEDULES TO THE CONSOLIDATED FINANCIAL STATEMENTS
For the year ended December 31, 2016

	Schedule of changes in accumulated surplus			Schedule 1	
	Unrestricted	Restricted	Equity in tangible capital assets	2016	2015
Balance, beginning of year	\$ 409,826	\$ 13,721,718	\$ 51,226,359	\$ 65,357,903	\$ 61,476,721
Excess (deficiency) of revenue over expenses	(775,846)	-	-	(775,846)	3,881,182
Unrestricted funds designated for future use	(271,696)	271,696	-	-	-
Restricted funds used for operations	(154,049)	154,049	-	-	-
Restricted funds used for tangible capital assets	-	(2,065,541)	2,065,541	-	-
Current year funds used for tangible capital assets	(524,919)	-	524,919	-	-
Disposal of tangible capital assets	728,772	-	(728,772)	-	-
Amortization of tangible capital assets	3,194,196	-	(3,194,196)	-	-
Long term debt repaid	(523,565)	-	523,565	-	-
Debt charges recoverable	110,373	-	(110,373)	-	-
Change in accumulated surplus	1,783,266	(1,639,796)	(919,316)	(775,846)	3,881,182
Balance, end of year	\$ 2,193,092	\$ 12,081,922	\$ 50,307,043	\$ 64,582,057	\$ 65,357,903

MUNICIPAL DISTRICT OF PINCHER CREEK NO. 9
SCHEDULES TO THE CONSOLIDATED FINANCIAL STATEMENTS
For the year ended December 31, 2016

Schedule of tangible capital assets

Schedule 2

	Land	Land improvements	Buildings	Engineered structures	Machinery and equipment	Vehicles	Construction in progress	2016	2015
Cost:									
Balance, beginning of year	\$ 3,111,862	\$ 60,768	\$ 7,695,226	\$ 178,884,097	\$ 9,335,533	\$ 2,472,968	\$ 391,794	\$ 201,952,248	\$ 196,240,454
Acquisitions	-	-	-	387,347	1,136,031	112,146	954,936	2,590,460	6,504,289
Transfers	-	-	-	380,524	111,605	-	(492,129)	-	-
Disposals	(16,233)	-	(343,314)	-	(1,432,223)	(54,389)	-	(1,846,159)	(792,495)
Balance, end of year	3,095,629	60,768	7,351,912	179,651,968	9,150,946	2,530,725	854,601	202,696,549	201,952,248
Accumulated amortization:									
Balance, beginning of year	-	50,422	1,215,701	138,864,484	5,206,491	1,432,150	-	146,769,248	144,185,362
Annual amortization	-	1,519	153,422	2,172,045	729,755	137,455	-	3,194,196	3,165,616
Disposals	-	-	(164,288)	-	(898,710)	(54,389)	-	(1,117,387)	(581,730)
Balance, end of year	-	51,941	1,204,835	141,036,529	5,037,536	1,515,216	-	148,846,057	146,769,248
Net book value	\$ 3,095,629	\$ 8,827	\$ 6,147,077	\$ 38,615,439	\$ 4,113,410	\$ 1,015,509	\$ 854,601	\$ 53,850,492	\$ 55,183,000
2015 net book value	\$ 3,111,862	\$ 10,346	\$ 6,479,525	\$ 40,019,613	\$ 4,129,042	\$ 1,040,818	\$ 391,794	\$ 55,183,000	

MUNICIPAL DISTRICT OF PINCHER CREEK NO. 9
SCHEDULE TO THE CONSOLIDATED FINANCIAL STATEMENTS
For the year ended December 31, 2016

Schedule of segmented disclosure								Schedule 3
	General government	Protective services	Transportation services	Environmental services	Public health services	Planning and development	Recreation and culture	Total
Revenue								
Net municipal property taxes	\$ 10,653,447	\$ -	\$ -	\$ -	\$ -	\$ -	\$ -	\$ 10,653,447
Government transfers for operating	-	-	90,822	-	106,811	204,704	132,715	535,052
User fees and sales of goods	17,068	19,813	108,739	191,977	-	75,722	-	413,319
Rental	17,010	-	319,262	-	-	1,680	-	337,952
Other	5,902	-	113,845	-	-	41,749	23,501	184,997
Investment income	156,957	-	-	-	-	-	-	156,957
Penalties and costs of taxes	82,704	-	-	-	-	-	-	82,704
Licenses and permits	-	-	-	-	-	44,144	-	44,144
Gain on disposal of capital assets	205	-	270	-	-	-	-	475
	10,933,293	19,813	632,938	191,977	106,811	367,999	156,216	12,409,047
Expenses								
Salaries, wages and benefits	1,336,282	56,900	2,370,434	-	-	482,810	-	4,246,425
Contracted and general services	514,122	503,284	1,201,956	730,665	-	145,609	56,910	3,152,546
Materials, goods, supplies and utilities	180,672	700	1,078,677	20,597	-	76,525	-	1,357,171
Transfers to organizations and others	-	-	-	-	180,612	47,145	723,174	950,931
Other expenditures	4,249	8,761	1,398	20,507	-	337	1,471	36,723
Interest on long term debt	-	-	110,214	77,852	-	-	-	188,066
Bank charges and short term interest	14,462	-	-	-	-	-	-	14,462
Amortization of tangible capital assets	317,678	17,313	2,816,614	-	-	42,591	-	3,194,196
Loss on disposal of tangible capital assets	8,054	426,856	137,707	-	-	-	-	145,763
	2,375,519	1,013,814	7,717,000	849,621	180,612	795,017	781,555	13,713,139
Excess (deficiency) of revenue over expenses before other	8,557,774	(994,001)	(7,084,062)	(657,644)	(73,801)	(427,018)	(625,339)	(1,304,092)
Other								
Government transfers for capital	-	534	434,506	93,206	-	-	-	528,246
Excess (deficiency) of revenue over expenses	\$ 8,557,774	\$ (993,467)	\$ (6,649,556)	\$ (564,438)	\$ (73,801)	\$ (427,018)	\$ (625,339)	\$ (775,846)

MDInfo

From: Albi Sole <albi_sole@shaw.ca>
Sent: Thursday, April 6, 2017 1:00 PM
To: MDInfo
Subject: ORCA

The Outdoor Recreation Council of Alberta (ORCA) is an umbrella group representing all forms of non-motorized outdoor recreation. Collectively, these activities make direct economic contributions to the Alberta Economy of \$4-8 Billion. 44% of Albertans participate regularly in these activities. Albi Sole, Executive Director, will address Council on why (ORCA) generally supports the government plan for the Castle, why we believe that it will bring great benefits to the MD of Pincher Creek, and why the MD should start strategizing now to realize these benefits

Albi Sole
Executive Director
Outdoor Council of Canada/Conseil canadien de plein air
114 Sienna Ridge Landing SW. Calgary, AB. T2H 3T1.
Ph: 403-710-5799
www.outdoorcouncil.ca

MINUTES
MUNICIPAL DISTRICT OF PINCHER CREEK NO. 9
COUNCIL MEETING
MARCH 28, 2017

8783

The Regular Meeting of Council of the Municipal District of Pincher Creek No. 9 was held on Tuesday, March 28, 2017, in the Council Chambers of the Municipal District Building, Pincher Creek, Alberta.

PRESENT Reeve Brian Hammond, Councillors Terry Yagos, Fred Schoening, Garry Marchuk, and Quentin Stevick

STAFF Chief Administrative Officer Wendy Kay, Director of Operations Leo Reedyk, Director of Finance Janene Felker, Director of Development and Community Services Roland Milligan, and Executive Assistant Tara Cryderman

Reeve Brian Hammond called the Council Meeting to order, the time being 1:00 pm.

A. ADOPTION OF AGENDA

Councillor Terry Yagos 17/127

Moved that the Council Agenda for March 28, 2017, be amended, the amendment as follows:

E(3) Finance and Administration- rearrange the order of these two items to read;
 a) Amendment of Policy C-FIN-24 Long Term Reserves
 b) Reallocation of Reserve Funds;
 Addition to In-Camera: 4) Legal;

And that the agenda be approved as amended.

Carried

B. DELEGATIONS

(1) Beaver Mines Water and Wastewater Project

Cornell Van Ryk appeared as a delegation to speak to Council regarding the Beaver Mines Water and Wastewater Project.

Mr. Van Ryk is requesting that Council reconsider their decision regarding the Mill Creek lagoon site as the preferred option for the Beaver Mines Wastewater Project.

(2) Castle Parks

Hugh Dunham appeared as a delegation to speak to Council regarding the designation of the Castle Parks.

Mr. Dunham is a member of the Quad Squad and spoke to the efforts put forth by that organization, and the need for provincial representatives to consider access for disabled persons in the Castle area, where in some instances, a quad is the only avenue they have to enjoy the back country.

Mr. Dunham spoke to the infrastructure that was installed within the area.

C. MINUTES

(1) Council Meeting Minutes

Councillor Fred Schoening 17/128

Moved that the Council Meeting Minutes of March 14, 2017, be approved, as presented.

Carried

D. UNFINISHED BUSINESS

(1) Citizens' Statement for the Castle Parks

Councillor Garry Marchuk 17/129

Moved that the email from Gordon Petersen, dated March 13, 2017, and the email from Connie Simmons, dated March 8, 2017, regarding the Citizens' Statement for the Castle Parks, be received as information.

Carried

Councillor Quentin Stevick 17/130

Moved that Council acknowledges the importance of residents bringing forward their opinions to Council, and the time and effort put forth to either appear as a delegation or submit letters, for Council's consideration;

And that Council appreciates the thoughtful and polite manner, in which a varying of topics are brought to Council's attention;

And further that residents be advised that Council will continue to review information that is brought forward.

Carried

(2) Wilderness Parks

Councillor Fred Schoening 17/131

Moved that the delegation presentation from Diana Reed, including the National, Provincial and Territorial Economic Impacts of ATVs and Side-By-Sides 2015: Final Report, dated September 19, 2016, and the letter, dated March 8, 2017, be received as information.

Carried

(3) Oldman Watershed Council Membership Renewal

Councillor Garry Marchuk 17/132

Moved that the membership commitments regarding becoming a member of the Oldman Watershed Council, be received;

And that the stanza within Resolution 17/115, being "And that the MD become a member of the Oldman Watershed Council, as there is no fee for membership;", be rescinded.

Councillor Fred Schoening requested a recorded vote.

Councillor Quentin Stevick – In Favour
 Councillor Garry Marchuk – In Favour
 Reeve Brian Hammond – In Favour
 Councillor Fred Schoening – Opposed
 Councillor Terry Yagos – Opposed
 Motion Carried

(4) Assessment Review Board

Councillor Fred Schoening 17/133

Moved that Bylaw No. 1273-17, being the bylaw to establish a Regional Assessment Review Board, be given first reading.

Carried

Minutes
 Regular Council Meeting
 Municipal District of Pincher Creek
 March 28, 2017

Councillor Terry Yagos 17/134

Moved that Bylaw No. 1273-17, being the bylaw to establish a Regional Assessment Review Board, be given second reading.

Carried
 17/135

Councillor Quentin Stevick

Moved that Bylaw No. 1273-17, being the bylaw to establish a Regional Assessment Review Board, be presented for third reading.

Carried Unanimously

Councillor Quentin Stevick 17/136

Moved that Bylaw No. 1273-17, being the bylaw to establish a Regional Assessment Review Board, be given third and final reading.

Carried

Councillor Fred Schoening 17/137

Moved that the Reeve and Chief Administrative Officer be authorized to sign the Agreement for Regional Assessment Review Services, between the MD of Pincher Creek No. 9 and the Oldman River Regional Services Commission;

And that the \$500 fee be provided, with the money coming from Administration – Membership and Subscriptions (Account No. 2-12-0-238-2238).

Carried

(5) Castle Management Plan

Councillor Garry Marchuk 17/138

Moved that the Alberta Off-Highway Vehicle Association (AOHVA) Media Release, dated March 1, 2017, be received as information.

Carried

E. CHIEF ADMINISTRATOR OFFICER'S (CAO) REPORTS

(1) Operations

a) Streetlight LED Conversion Option Offer

Councillor Fred Schoening 17/139

Moved that discussions regarding the letter from Fortis Alberta, dated March 1, 2017, regarding the Streetlight LED Conversion Option Offer, be postponed, pending further clarification.

Carried

b) Livestock Industry Policy – C-AES-605

Councillor Fred Schoening 17/140

Moved that the report from Director of Operations, dated March 22, 2017, regarding Policy C-AES-605 Livestock Industry, be received;

And that Council adopt the amended Policy C-AES-605 Livestock Industry, as forwarded by the Agricultural Service Board.

Carried

Minutes
 Regular Council Meeting
 Municipal District of Pincher Creek
 March 28, 2017

c) Operations Report

Councillor Garry Marchuk 17/141

Moved that the Operations report from the Director of Operations, dated March 8, 2017 to March 23, 2017, be received as information.

Carried

(2) Planning and Development

a) Road Closure Bylaw No. 1270-16, Pincher Station

Councillor Garry Marchuk 17/142

Moved that the report from Director of Development and Community Services, dated March 23, 2017, regarding Road Closure Bylaw 1270-16, be received;

And that Bylaw No. 1270-16, being the bylaw to close portions of roadways within the Hamlet of Pincher Station, be given second reading.

Carried

Councillor Terry Yagos 17/143

Moved that Bylaw No. 1270-16, being the bylaw to close portions of roadways within the Hamlet of Pincher Station, be given third and final reading.

Carried

b) Proposed Bylaw 1272-17 – Animal Control Bylaw Amendment for Chickens

Councillor Fred Schoening 17/144

Moved that the report from Director of Development and Community Services, dated March 20, 2017, regarding Bylaw No. 1272-17 – Animal Control Bylaw Amendment for Chickens, be received;

And that Bylaw No. 1272-17, being the bylaw to amend the Animal Control Bylaw to allow for Chickens, be given first reading, with the following amendment:

Correction to Residential Parcel Size: 1.62 ha – 2.02 ha (4.0 – 4.99 ac).

Councillor Garry Marchuk 17/145

Moved that first reading of Bylaw 1272-17, being the bylaw to amend the Animal Control Bylaw to allow for Chickens, be postponed until a Public Meeting can be scheduled.

Carried

(3) Finance

a) Amendment of Policy C-FIN-24 Long Term Reserves

Councillor Garry Marchuk 17/146

Moved that the report from Director of Finance, dated March 17, 2017, regarding the amendment to Policy C-FIN-24 – Long Term Reserves, be received;

And that the amended Corporate Policy C-FIN-24 Long Term Reserves, be approved.

Carried

Minutes
 Regular Council Meeting
 Municipal District of Pincher Creek
 March 28, 2017

b) Reallocation of Reserve Funds

Councillor Terry Yagos

17/147

Moved that the report from Director of Finance, dated March 17, 2017, regarding the reallocation of reserve funds, be received;

And that the following reserve transfers be approved:

- Mill Rate Stabilization
 - Add \$478,162.52 from MD Equipment
 - Add \$30,000 from closure of Emergency Services reserve
- Bridges
 - Add \$803,936.48 from closure of Interim Operating reserve
- Sewer Infrastructure
 - Add \$515,297.44 from closure of Lundbreck Water/ Sewer reserve
- Water Infrastructure
 - Add \$463,325.08 from closure of Dams reserve
 - Add \$648,198.08 from closure of Regional Water reserve

Carried

(4) Municipal

a) Waterton Springs Campground

Councillor Garry Marchuk

17/148

Moved that Council forward a letter to Minister Phillips, Minister of Environment and Parks, with a copy to Premier Notley, requesting their consideration of purchasing and managing the Waterton Springs Campground.

Carried

b) Castle Management Plan

Councillor Terry Yagos

17/149

Moved that Council forward a letter to Minister Phillips, Minister of Environment and Parks, with a copy to Premier Notley, enquiring as to when the province will be assuming responsibility for roads within the new designated park, that are currently maintained by the Municipal District of Pincher Creek.

Carried

c) CAO Report

Councillor Quentin Stevick

17/150

Moved that Council receive for information, the Chief Administrative Officer's report for the period of March 20, 2017 to March 23, 2017, as well as the Administration Call Log.

Carried

Minutes
 Regular Council Meeting
 Municipal District of Pincher Creek
 March 28, 2017

F. CORRESPONDENCE

1. Action

a) Castle Parks

Councillor Garry Marchuk 17/151

Moved that the letter from Hilah Simmons, dated March 13, 2017, regarding the Castle Parks, be received as information.

Carried

2. For Information Only

a) Bill C-37

Councillor Garry Marchuk 17/152

Moved that the email from John Barlow, MD Foothills, dated March 9, 2017, regarding Bill C-37, be received;

And that a letter be sent to Minister of Health, the Honourable Jane Philpott, requesting that Bill C-37 be split, into two separate Bills.

Carried

b) Municipal Sustainability Initiative

Councillor Fred Schoening 17/153

Moved that the letter from Municipal Affairs, dated February 28, 2017, regarding the Municipal Sustainability Initiative, be received as information.

Carried

c) Public Works Building Upgrade

Councillor Terry Yagos 17/154

Moved that the letter from Municipal Affairs, dated March 8, 2017, regarding the funding for the Public Works Building Upgrade, be received as information.

Carried

d) Alberta Seniors Masters Games

Councillor Garry Marchuk 17/155

Moved that the letter from Alberta Culture and Tourism, dated March 9, 2017, regarding the Alberta Senior Master Games, be received as information.

Carried

Minutes
 Regular Council Meeting
 Municipal District of Pincher Creek
 March 28, 2017

Councillor Garry Marchuk

17/156

Moved that the following be received as information:

- a) South Saskatchewan Region Biodiversity Management Framework
 - Letter from Alberta Environment and Parks, dated March 13, 2017
- b) Emergency Social Services Preparedness Plan and Program
 - Letter from Alberta Municipal Affairs, dated March 14, 2017
- c) Castle Provincial Park and Castle Wildland Provincial Park Draft Management Plan
 - Letter from Alberta Environment and Parks, dated March 17, 2017
- d) Castle Parks
 - Summary of Recent Reports on Community and General Public Views Relevant to Land Use Planning in the Porcupine Hills, dated February 2016
 - Email from Barra McNeil, dated March 12, 2017
 - Email from Barbara Amos, dated March 13, 2017
 - Cards from Julia Palmer, dated March 7, 2017
- e) Thank You Card
 - Thank You Card from Lennie McKim

Carried

Councillor Terry Yagos

17/157

Moved that the letter from Livingstone Landowners Guild, dated February 16, 2017, regarding the land use planning in the Porcupine Hills and Livingstone Planning regions, be received as information.

Carried

G. COMMITTEE REPORTS

Councillor Quentin Stevick – Division 1

- Pincher Creek Foundation
 - Financial Statements, Pincher Creek Foundation
 - Financial Statements, Pincher Creek Foundation – Lodge
- Kudos to the Bridge Repair for Bridge File BF1077

Councillor Fred Schoening – Division 2

- Pincher Creek Library Board
- Family and Community Support Services
 - McMann
 - Habitat for Humanity
- CPR Right of Ways and Crossings
 - Railway ties
 - Dangerous crossings

Councillor Garry Marchuk – Division 3

- Economic Developers Association of Alberta Annual General Meeting
 - Website Design
 - Marketing
 - Tourism
- Council Remuneration for attending meetings

Reeve Brian Hammond - Division 4

- Airport Advisory Committee
- Emergency Services Commission
- Alberta Association of Municipal Districts and Counties (AAMDC) Convention
 - Resolutions
 - Meeting with Alberta Environment

Minutes
 Regular Council Meeting
 Municipal District of Pincher Creek
 March 28, 2017

- Councillor Terry Yagos – Division 5
 - Crowsnest / Pincher Creek Landfill
 - Financial Statements
 - Minutes of January 18, 2017
 - Minutes of February 15, 2017

Councillor Fred Schoening 17/158

Moved that the committee reports be received as information.

Carried

Councillor Fred Schoening 17/159

Moved that Council and Staff move In-Camera, the time being 3:31 pm.

Carried

Councillor Fred Schoening 17/160

Moved that Council and Staff move out of In-Camera, the time being 4:22 pm.

Carried

H. NEW BUSINESS

a) Bridge File 468 – Land Purchase SE 4-6-30 W4M

Councillor Terry Yagos 17/161

Moved that Council authorize the Reeve and Chief Administrative Officer to sign the land purchase agreement.

Carried

b) Municipal Emergency Plan

Councillor Fred Schoening 17/162

Moved that the Municipal Emergency Plan for the Town of Pincher Creek, Village of Cowley, and the MD of Pincher Creek, be approved as presented.

Carried

c) Authorization For Travel

Councillor Terry Yagos 17/163

Moved that Council Members be authorized to travel to Lethbridge on March 29, 2017.

Carried

d) CRTC Alberta Commissioner Presentation

Councillor Fred Schoening 17/164

Moved that Reeve Brian Hammond and Councillors Terry Yagos and Garry Marchuk, be authorized to attend the meeting and presentation with Alberta / NWT Commissioner of the CRTC, scheduled in Claresholm on April 6, 2017.

Carried

Minutes
Regular Council Meeting
Municipal District of Pincher Creek
March 28, 2017

e) Expansion of Regional Water Project

Councillor Fred Schoening 17/165

Moved that the MD of Pincher Creek No. 9, takes ownership of the expansion to the Regional Water Project.

Carried

I. ADJOURNMENT

Councillor Quentin Stevick 17/166

Moved that Council adjourn the meeting, the time being 4:28 pm.

Carried

REEVE

CHIEF ADMINISTRATIVE OFFICER

DRAFT

Tara Cryderman

From: Wendy Kay
Sent: Wednesday, March 22, 2017 8:18 AM
To: Tara Cryderman
Subject: Fwd: Council Agenda
Attachments: Request for re-visit of decision Version 2.docx; ATT00001.htm

Sent from my iPhone

Begin forwarded message:

From: "Cornell Van Ryk" [redacted]m>
Date: March 22, 2017 at 6:59:34 AM MDT
To: "Wendy Kay" <wkay@mdpincercreek.ab.ca>
Subject: Council Agenda

Good Morning Wendy,

Attached is a letter to Council that I would like to speak to at the March 28 meeting. Also for information, could you also attach the 3 page document in the following link to the Agenda Items.

http://ese.dgtpub.com/2012/2012-12-31/pdf/Self_contained_effluent_sewer_system_allows_development_of_an_alberta_green_community.pdf

Thank you,

Cornell Van Ryk

WENDY KAY AND M.D. COUNCIL

I request that Council re-visit their decision to select the Mill Creek lagoon site as the preferred option for the Beaver Mines wastewater project.

The reason for this request is that Council was not presented with all the information necessary to make such a decision. Council based their decision on the recommendation presented in the MPE Study Report but, under scrutiny, the report does not offer sufficient information to support their recommendation. Capital cost was the major (only?) criterion used and even the cost comparison was incomplete. **No** information was presented concerning **risks** or **resident concerns** or **operating costs**. The mechanical treatment option was dropped but no **alternative options** for treatment were presented.

Specific issues with the MPE Report:

- The risks associated with the Mill Creek lagoon were not discussed.
 - The risk of raw sewage contamination of the Castle River due to seepage and/or loss of containment and the impact on downstream water users must be considered.
 - Site selection is the first consideration to prevent/reduce seepage from a wastewater lagoon. It would appear that a gravel bed beside a river at the confluence of 2 streams is not the optimum selection. Extra cost will be required to control and monitor seepage as compared to a more suitable site.
 - Residents and downstream users were never consulted and therefore their concerns were not heard prior to the decision being made.
- The risks associated with potential plugging of the sewer force mains (both Option 1 and 2) were not discussed.
 - The force mains will have to be pigged. The pipelines will need to be modeled so pigging frequency can be predicted. The consequences of a plugged pipeline or stuck pig need to be understood. A line blockage under Hwy. 507 or under the Castle River will be difficult to manage.
 - The "travel" time in these pipelines will lead to significant odour generation and high costs to mitigate.
- The option of treating wastewater at Beaver Mines was discarded due to high cost. Only a high cost Mechanical treatment option was considered. For systems of this size, far less expensive treatment alternatives seem to be the norm in the province (and across the country for that matter). These were not introduced.
 - Small footprint treatment facilities have been developed throughout the province and are suitable for a population equivalent to that predicted here. These are low capital cost (possibly >\$3mm cheaper than the current proposals) and produce high quality effluent. They are accepted by residents and Alberta Environment has approved many of these.
- There was no comparison of operating costs of the various alternatives.
 - The costs of pigging and odour control will need to be passed on to the "customer". This may drive even more to opt out.

Now that the input from the Mill Creek locals has been received and Council has taken the time to review in more detail the MPE report, I suggest a **proper** evaluation study be undertaken. This study should include (not limited to):

- Study **3 alternatives**...Wastewater Treatment at Beaver Mines, Lagoon at Mill Creek, and pipeline to the Cowley lagoon. It appears that the option of a lagoon at Beaver Mines has been determined to be not viable.
- An updated cost comparison of **all 3 alternatives**. Include all valid costs as suggested by the Mill Creek area landowners and M.D. Council. Include all differences regarding sewer lines within the Hamlet.
- A listing of **all risks** associated with each alternative and an indication of probability and consequence.
- A comparison of **operating** (including utility) **costs** of each alternative.
- An **odour** study (including odour generation, affected people, wind direction) for all 3 alternatives.

Finally, Council should consider having the final report reviewed by a 3rd party (another engineering firm with expertise in sewer/water projects) prior to making a final decision. It is important that all factors be considered in the decision. Risks, operating costs and resident concerns are as important as the capital cost when deciding on a project like this.

Cornell Van Ryk

Self contained effluent sewer system allows development of an Alberta green community

A farmer and landholder wanted to create a planned residential community on his family's property near Sherwood Park, Alberta, while preserving its existing wetlands and green areas. For years, Sten Berg envisioned a planned community of single-family homes coexisting with a nature reserve and large open spaces. However, wastewater treatment issues and regulations regarding lot size threatened to nullify his plans.

Berg continuously petitioned Alberta regulators to allow him to install an effluent sewer system to collect wastewater from his master-planned community and treat it with a cost-effective packed-bed treatment system. After eight years of petitioning, he was granted permission to install the system. In 2006, Habitat Acres became the first self-contained effluent sewer community in this fast-growing province.

Habitat Acres is a 27.5-hectare planned community in Ardrossan, Strathcona County, which includes an 18.2-hectare nature reserve, two waterfowl nesting areas and 29 residential lots.

"Building an evergreen community for people who appreciate the importance of long-term environmental preservation is my way of giving something back to the land I have farmed for over 40 years,"

says Berg. "Environmental stewardship of the land is becoming more important all the time."

Protecting groundwater and maximizing green space

With over half of Habitat Acres set aside as a nature reserve, it was crucial that wastewater from the residences did not contaminate the groundwater. The community was located too far away to tie into the regional wastewater treatment plant. This meant that wastewater from each residence would need to be disposed of on-site.

At the time, county guidelines called for the installation of a mound system for any home that could not connect to the local treatment plant. A mound system is essentially a septic tank with a pump to an above-ground mound of sand and dirt. The septic tank provides primary treatment of solid waste, while the effluent is pumped to the mound, where it passes through the sand seepage bed and underlying soil for treatment before being dispersed into the ground.

For Habitat Acres, mound systems presented several problems in addition to their visual impact on the natural look of the site. First, their ability to treat wastewater for contaminants was inadequate for discharge to the surrounding natural habitat. Next, they often have a lifespan

of only 15 years before they clog. Both of these factors have since led Strathcona County to stop recommending them. Finally, Alberta regulations required a minimum lot size of 0.8 hectares for each house to support a mound system.

In order to preserve as much green space as possible while still developing enough residential lots to create a viable community, Berg sought to reduce lot sizes from the prescribed 0.8 hectares to 0.2 hectares or less. Fortunately, local permits allowed for smaller lots as long as they were tied into a community wastewater treatment system. This led Berg to explore another option: an effluent sewer system from Orenco Systems Inc.

Effluent sewer systems for wastewater collection

With an effluent sewer, every lot in a community or subdivision has an on-lot tank for collecting household wastewater. Solids remain in the tank for passive, natural treatment. Then, filtered effluent is discharged either by pump or by gravity through small-diameter collection lines that follow the contour of the land. It then flows to a nearby AdvanTex® system for secondary treatment.

The Orenco effluent sewer system works as follows:

1. Each lot has a 4,500 L processing

continued overleaf...



Landholder and developer Sten Berg wanted to protect the marshland and waterfowl nesting areas within Habitat Acres. (Photo: Gerry Boudreau)

Wastewater Treatment

tank to settle and reduce biosolids. With proper use, tanks can go eight to 12 years between pump-outs.

2. Orenco's ProStep® pumping system filters effluent from the tank's "clear zone". These pumps are lightweight, non-corroding and last more than 25 years.

3. Twenty-five-mm-diameter service lines connect to the mainline. These lines can be installed with a trencher or buried deeply for colder climates.

4. Small-diameter main lines follow the contour of the ground, saving excavation costs. No manholes are required.

5. Filtered effluent is conveyed using the Orenco STEP (Septic Tank Effluent Pumping) collection package to the community treatment system. Homes at higher elevations use STEG (Septic Tank Effluent Gravity) systems.

Each on-lot system is monitored remotely using Orenco's VeriComm® remote telemetry control panel and monitoring system.

Packed bed media filters for wastewater treatment

Once the primary treated wastewater reaches the community treatment system,



The community treatment system utilizes three AdvanTex AX100 filter units buried at grade, a recirculation tank buried beneath them and a TCOM™ Remote Telemetry Control Panel. (Photo Bruce Silvester)

it receives secondary treatment by three AdvanTex AX100 filter units. These use recirculating media filters to produce clear, odourless effluent with good nutrient reduction. At Habitat Acres, the units were installed in-ground for a very low profile.

Wastewater is pumped from the recirculation tank to AdvanTex pods, where spin nozzles distribute it across hanging textile filters. As wastewater percolates through the textile, microorganisms re-
continued overleaf...


POWER & Endurance

The use of a **Waterra Hydrolift-2** inertial pump actuator will eliminate the fatigue that can be experienced on large monitoring programs and will result in a big boost to your field sampling program.

Perfect for purging and sampling 2" diameter monitoring wells up to 200 feet deep, the Waterra Hydrolift-2 gives you the power and endurance you need.

Get the job done quickly and easily — without breaking a sweat.

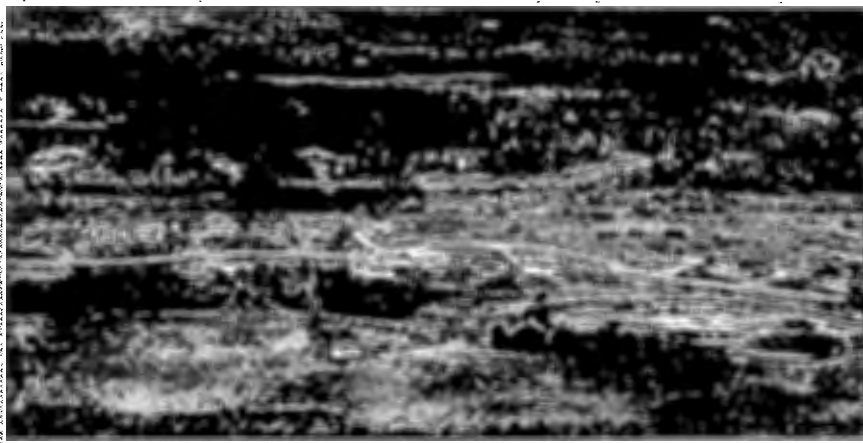
- SUITABLE FOR USE WITH STANDARD FLOW, HIGH FLOW & LOW FLOW INERTIAL PUMPS
- ADAPTS TO ALMOST ANY SIZE CASING OR PROTECTIVE WELL CASING
- REDUCES FATIGUE WHEN PURGING LARGE VOLUMES FROM WELLS
- MOST EFFICIENT WELL DEVELOPMENT SYSTEM AVAILABLE



waterra
www.waterra.com

HYDROLIFT-2
high performance automation

(CANADA) Waterra Pumps Limited sales@waterra.com • tel: 905.238.5242 (USA) Waterra USA Inc. waterra@openaccess.org • tel: 360.738.3366



The community treatment system can be seen in the foreground. Developer Sten Berg designed Habitat Acres with smaller lot sizes to maximize the green space. (Photo Onsite Specialties)

move nutrients and impurities. After the wastewater travels down through the media, some of it is sent to the filtrate chamber, from which it will either be dispersed subsurface into the ground or recirculated to the AdvanTex pods to be treated again. Effluent typically remains in the system for up to 2½ days before dispersal, depending on flow rates.

The system is designed to treat 54,000 L/day. It works as follows:

1. The recirculation tank includes a flow inducer with high-head effluent pumps (controlled by a panel). The liquid is pumped to the AdvanTex units in small, even doses.

2. AdvanTex units include hanging sheets of textile media on which microorganisms grow and digest waste naturally.

3. A vent fan assembly pulls air through the AdvanTex unit to maintain an aerobic environment, while using very little energy.

4. A recirculating splitter valve sends the liquid back through the treatment process again when tank levels are low, and discharges it when tank levels are high.

5. AdvanTex systems use a TCOM™ remote telemetry control panel, which allows operators to check on the system from their office or home without traveling to the site. The panel's dedicated phone line permits real-time remote adjustment and control.

Breaking new ground

When Berg received permit approval for Habitat Acres in 2006, its wastewater system became the first effluent sewer in Alberta to treat and discharge the effluent

on-site. The system was supplied by Onsite Specialties. After installation according to the terms of provincial approval, Bruce Silvester, of Onsite Specialties, tested the effluent every week for two years to ensure that it continued to meet the conditions of the permit. Since then, he has continued to test the effluent every month. In all that time, BOD and TSS have averaged 9 and 8 mg/L respectively.

The approval limits, on a monthly arithmetic mean of samples, are less than or equal to 25 mg/L for both biochemical oxygen demand and total suspended solids. When spikes in the monitored levels did occur, they were traced to some equipment issues and rectified quickly.

In 2008, Silvester installed three test wells in compliance with regulatory requirements to make sure that no contaminants were entering groundwater near the wetlands, which are downstream from the treatment system. Two of the test wells are between the wetlands and the wastewater treatment facility, while the third is upgrade (away from the treatment facility) in order to establish a baseline.

After an initial broad testing of groundwater constituents, Silvester tests the groundwater wells twice a year for nitrogen, phosphorus, cBOD and total suspended solids. Test results are submitted to Alberta Environment on a regular basis and show no deviation from the baseline.

Another concern was the cold winter weather. The AdvanTex treatment system operates comfortably in temperatures ranging from -40°C to +35°C, but freezing in the wastewater lines is an ongoing possibility. To prevent this, lines between

the homes and the community treatment system are buried eight feet belowground. The lines that discharge effluent from the treatment systems, however, are much shallower. Snow serves as an insulator, but sufficient snow cover does not always accompany the frigid temperatures. A small heater in the treatment facility helps keep the discharge equipment from freezing.

System maintenance and costs

Onsite Specialties still maintains the wastewater system on behalf of the Habitat Acres Residents Association. Silvester monitors the system remotely using a TCOM panel provided by Orenco, which has some of the functionality of a SCADA system. He inspects the system every six months. Inspections involve cleaning the filters and nozzles, then checking the valve operation, power to the pumps and float function. Once a year he also checks the discharge and dispersal system.

Homeowners in Habitat Acres pay approximately \$30 per month to cover the costs associated with the community system. This includes ongoing maintenance and electricity to power the discharge pumps and heater. Part of that fee also goes into a reserve in case a system component fails. Fees for on-lot systems are separate. So far only minor repairs to the system have been needed. The community system cost \$638,000 to install, which equates to \$22,000 per lot at current occupancy, less at full build-out.

Cooperation of the residents was important in understanding the impact their wastewater discharge could have on the community system. The monitoring system was an important factor in being able to provide peace of mind to the residents.

Effluent-only sewers with treatment and dispersal within the community are ideal for fringe developments like Habitat Acres. They can be scaled to fit the size and flow rates of any business or community. With little maintenance, they produce high-quality effluent at low cost, which translates into low monthly sewer rates. They use little power and do not waste energy transporting sewage over long distances. Finally, they have a low profile, thus preserving the aesthetics of places such as Habitat Acres.

For more information, visit
www.orenco.com

Rec'd By Hand
March 28, 2017

D2

Reeve Hammond and Councillors Yagos, Schoening, Marchuk and Stevik

I was hesitant about addressing MD Council but remembered a former CAO who told me that the town of PC and MD of PC are all one community. I felt welcomed by you councillors introducing yourselves to me before the last MD meeting. Considering all of that I thank you for allowing me to address you today.

I believe, Reeve Hammond, that your comment in the last MD council meeting about this council being the lowest of politicians, you meant the most grass roots of politicians and as such you are more willing to listen to people with various interests and opinions. That is unlike the Provincial Legislative members, who, now that they have been elected, are following their own personal agendas and not willing to listen or talk to ALL of the people they are supposed to represent..

-I have driven, hiked, hunted, fished, photographed, camped, quadded and helped establish infrastructure in the Castle area for 40 years. Even when I started the area had logging roads, fire cut line and Seismic lines. That is the area hasn't been a Pristine Wilderness for many years.

Some 7 years ago I had a foot amputated and since that time I have used my quad to pursue these activities.

Years ago, I talked to forestry official about a concern I had. After that useless conversation I decided to join the Quad Squad to make my voice heard. I have since have helped them in their efforts to minimize impact on the area by maintaining trails and installing bridges. We have put in countless hours, blood, sweat and tears while installing about 52 bridges and 600 km of trail work in the Castle Parks area.

2008-09 government selected Quad Squad to administer \$800,000.00 grant, but we had to establish SWAT, a multi user group, to guide in establishing multiuser trails and bridges with that money.

During last 3 years the government's Disaster Recovery Program has spent roughly \$2 million restoring bridges washed out in recent flooding, rerouting trails which were too close to waterways and also eliminating some stream crossings.

The new trails that have been installed have been done so in an engineered manner to avoid erosion and damaging drainage. 2 of the bridges installed were donated to the program by the QS at an approximate value of \$35000.00 each.

There is a world class trail system in the Castle Parks area that attract users from all of Alberta, (The Feb.Town Hall Meeting had a live feed to Wetaskiwin area users) B. C. and Saskatchewan and even some from USA, all of whom contribute to the local economy, especially Snowmobilers considering lodging, food, fuel and repairs they purchase.

As indicated the QS has put in countless hours of work, blood, sweat and tears in the infrastructure in the Castle Parks area. We are willing to talk about compromise on designated trails etc. However, I have been told by Julie MacDoughal, Parks Planner, that recreational OHV user are being targeted. Provincial Minsters REFUSE to talk to us. During early consultations Minister Phillips promised the designated quad trails would remain, but we have now been told they will ALL be phased out in 3-5 years.

As I said before, the only way I can “discover, value, protect ,and enjoy the natural area for present and future generations” (Parks Mandate) is with my quad. I personally feel I am being EXCLUDED from doing so in that area by this phase out.

We feel that we have put in more dollars, work and effort than most other interest groups, many of whom have put NOTHING into the area in terms of dollars or sweat equity, but have had their interests put at the top of the Ministers agenda!

I ask you to consider that once a Park is established, regulations can be changed by the Minister with no public input. These regulation changes can have far reaching effects. At the present time OHV users are being targeted, which I feel is contrary to our Parliamentary system of government that is supposed to represent ALL of the people. But just consider just how many provincial parks allow cattle grazing and consider how long this activity is likely to be allowed within the Castle Park.

I ask you to forward a letter to Premier Rachael Notley and Minister of Environment and Parks Shannon Phillips protesting the private and preconceived manner in which the Castle Park has been instituted and ask for a more balanced, meaningful and representative consultation going forward.

As Diana Reed said last time, you are in a difficult situation, trying to balance your input to the provincial government to represent all interests. However I feel that you can do so and simply ask you consider ALL interests as best you can.

Thank you for your time and consideration.

Hugh Dunham

MDInfo

From: Hugh Dunham [REDACTED]
Sent: Wednesday, March 22, 2017 6:23 PM
To: MDInfo
Subject: M. Council Meeting March 28, 2017

I wish to appear as a delegation at the March 28, 2017 M. D. Council Meeting to speak regarding the contemplated Castle Parks letter.

Hugh Dunham

Tara Cryderman

From: Wendy Kay
Sent: Wednesday, March 29, 2017 2:56 PM
To: Tara Cryderman
Subject: FW: Fortis Streetlight LED Conversion Offer
Attachments: MD of Pincher Creek v2 (003).pdf

Council – April 11 – Unfinished Business

From: MacNaughton, Merlin [mailto:merlin.machnaughton@fortisalberta.com]
Sent: March 29, 2017 8:09 AM
To: Leo Reedyk <AdminDirOps@mdpincercreek.ab.ca>
Cc: Wendy Kay <wkay@mdpincercreek.ab.ca>
Subject: Fortis Streetlight LED Conversion Offer

Leo, I have attached the presentation where you can refer to slides 5 and 6. Note that the 1.09 is only added to the Distribution Component of the bill. Your understanding is correct that once the LED conversion program is paid for the multiplier will be removed and then your bill will only have the normal charges of distribution, transmission and energy. As you can see from the charts, transmission and energy are drastically reduced due to lower wattage of the LED vs the High Pressure Sodium. Note that the cost is approximately \$284 per year not month. Once the multiplier is removed the bill will drop another \$22 per light per year.

Hope this answers your questions and if you need to discuss more, please give me a call.

Merlin MacNaughton

Stakeholder Relations Manager / FortisAlberta

Office 403-652-5420 / Cell 403-816-7864



From: Leo Reedyk [mailto:AdminDirOps@mdpincercreek.ab.ca]
Sent: Tuesday, March 28, 2017 3:44 PM
To: MacNaughton, Merlin <merlin.machnaughton@fortisalberta.com>
Cc: Wendy Kay <wkay@mdpincercreek.ab.ca>
Subject: [External Email] Fortis Streetlight LED Conversion Offer

At their meeting today, Council requested additional information on the offer.

The third last paragraph of your letter, indicates a 9% increase to the distribution charge as a means of billing for the installation of the new LED fixture. The second last paragraph speaks to the reduced transmission charge and energy portions of the bill that would reflect the actual consumption and transmission costs associated with the new LED fixture.

It was our understanding that the MD's streetlight program cost would remain the same until such time as the replacement cost had been recovered by Fortis through the 9% surcharge. At which time the distribution charge would revert to the original rate without the 1.09 factor to the transmission component. Given this understanding my information to Council indicated the average cost of \$380 per month would remain the same, the percentage of our bill that would be for distribution would increase while the transmission and consumption would be reduced resulting in a similar cost for the lighting through the transition phase.

I believe the 9% increase and a nonspecific rate reduction implied in the letter were insufficient information for Council to decide.

Please provide additional information that Council can consider in determining if the MD is prepared to accept the offer.

Thanks in advance.

L.J. (Leo) Reedyk, A.A.E.
Director of Operations
MD of Pincher Creek No. 9

This email and any files transmitted with it are confidential and intended solely for the use of the individual or entity to which they are addressed. Please notify the sender immediately by e-mail if you have received this e-mail by mistake and delete this e-mail from your system. If you are not the intended recipient you are notified that disclosing, copying, distributing or taking any action in reliance on the contents of this information is strictly prohibited. Attachment to this e-mail may contain viruses that could damage your computer system. Whilst we take reasonable precautions to minimize this risk, we do not accept liability for any damage which may result from software viruses. You should carry out your own virus checks prior to opening any attachment. Please note that errors can occur in electronically transmitted materials. We do not accept liability for any such errors. If verification is required please ask for a hard copy.

LED Conversion Option

M.D. of Pincher Creek

March 2017

Merlin MacNaughton



FORTIS
ALBERTA

MISSION  **ZERO**
Bring it Home Preventable
Injuries

LED Conversion Overview

- Scope
 - Fortis owned cobra head streetlights
 - Various streetlights not included
- Proposal
 - Maintenance Multiplier
 - Proposal letter to AUC
- Timeline
 - AUC Approval
 - 2017/18



Environmental Impacts

- Converting 35 existing street lights to LED
- **Pincher Creek** will save approx. **12,850** kWh/year
 - Equivalent to:
 - Taking **2** cars off the road
 - Operating **2** homes
 - Planting **377** trees per year
- HPS recycled components
- Dark Sky Friendly - up light rating is 0

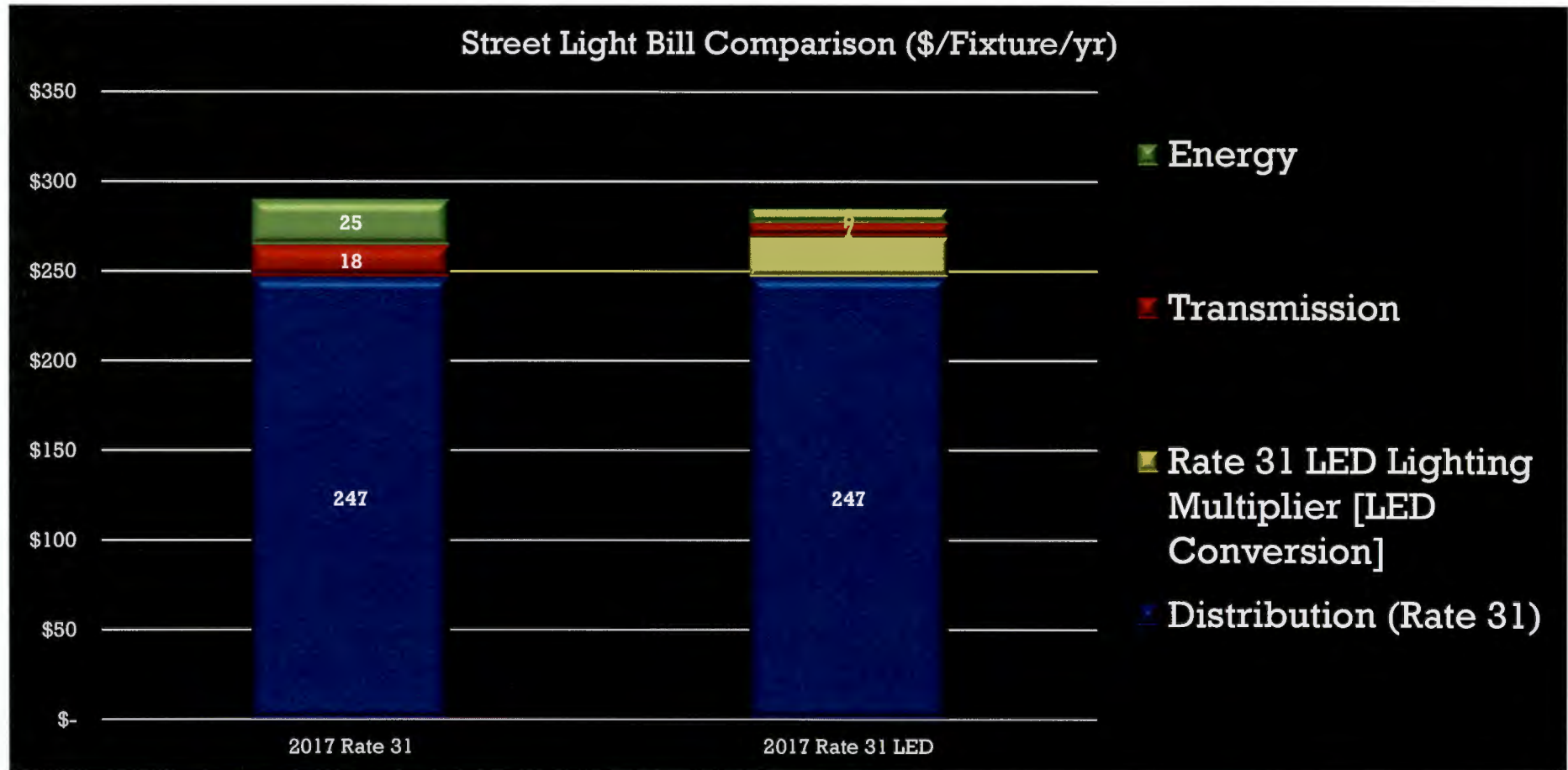


Billing Solution - Multiplier

- Maintenance Multiplier – Adjustment to Streetlight Rate (Rate 31)
 - No Upfront Costs
 - Immediate Conversion
 - Simple Billing Implementation
- Multiplier calculation:
 - conversion costs – maintenance savings = 9%*

* AUC Proceeding #22381 proposes a multiplier reduction from 10% to 9%

Streetlight Bill Impacts



*Uses proposed 1.09 multiplier as per AUC Proceeding 22381

*Depicts average 100 Watt HPS streetlight bill in FortisAlberta's service area without rate riders

**Energy rate used = 4.95 cents

Annual Streetlight Bill Comparison

Bill Comparison	Annual 2017 Rate 31	Annual 2017 Rate 31 LED	Annual Difference
Distribution (Rate 31)	\$247.07	\$247.07	-
Rate 31 LED Lighting Multiplier [LED Conversion]		\$22.24	\$22.24
Transmission	\$17.59	\$7.39	(\$10.20)
Energy	\$25.45	\$8.05	(\$17.40)
Total Bundled Bill <small>not including riders</small>	\$290.11	\$284.75	(\$5.36)

*Uses proposed 1.09 multiplier as per AUC Proceeding 22381

*Depicts average 100 Watt HPS streetlight bill in FortisAlberta's service area without rate riders

**Energy rate used = 4.95 cents

QUESTIONS

Next Step = Acknowledgement
Letter



Merlin MacNaughton
Stakeholder Relations
Manager
Customer Service

*Council
Leo's Reports*

FortisAlberta Inc.
1600-10 Street S.E.
High River, AB T1V 1M5
403-652-5420
merlin.macnaughton@fortisalberta.com
www.fortisalberta.com

March 1, 2017

MS. WENDY KAY
CHIEF ADMINISTRATIVE OFFICER
MUNICIPAL DISTRICT OF PINCHER CREEK
PO BOX 279
PINCHER CREEK AB T0K 1W0

Dear Ms. Kay,

Subject: Streetlight LED Conversion Option Offer

FortisAlberta worked with the Alberta Urban Municipalities Association to conduct a community assessment project to address municipal interest in Light Emitting Diode (LED) lighting technology. This project demonstrated that savings could be achieved with the use of LED technology by lowering consumption and reducing maintenance costs during the life of the fixtures. In addition, the technology supports environmental programs to reduce greenhouse gas emissions, which align with community environmental stewardship initiatives.

At your request, FortisAlberta is pleased to assess your needs and offer an LED conversion solution for your community. Upon acceptance of this offer, FortisAlberta will identify existing high pressure sodium (HPS) fixtures that qualify for conversion to energy-efficient LED fixtures. Qualifying fixtures include those that are currently billed on Street Lighting Service (Investment Option) Rate 31, and are not decorative style streetlighting, yard lighting or streetlights owned and operated by your municipality.

The replacement of traditional HPS streetlights with LED lighting offers the following benefits:

- provides clearer and more consistent light quality;
- lowers energy consumption;
- improves safety and night visibility due to general light output, uniformity and higher color temperature (more vibrant white light);
- increases the life span of the fixture;
- reduces maintenance costs; and
- decreases the environmental footprint with no mercury, lead or other known disposable hazards.

The net incremental distribution cost of the conversion from existing HPS streetlights to LED streetlights will be addressed by applying a factor of 1.09 to the existing Rate 31 daily service charge, or an increase of approximately 9 per cent to the distribution charge. Subject to the Alberta Utilities Commission's approval, this factor is proposed to be billed as a "Maintenance Multiplier" for LED lighting conversions. The net incremental distribution cost consists of the installation of the new LED fixtures and the expected per fixture operating and maintenance savings associated with LED lighting.

The reduced energy consumption of the LED fixtures would provide savings that will be reflected in the transmission (including flow-through transmission riders) and retailer energy portions of your electricity bill. These savings for your community are estimated and included in the presentation.

Please review and sign the attached acknowledgement form. We will share this signed document with the Alberta Utilities Commission to confirm your expression of interest in our LED conversion.

Yours truly,

A handwritten signature in black ink, appearing to be 'MM', is written over a horizontal line.

Merlin MacNaughton
Stakeholder Relations Manager

On behalf of the Municipal District of Pincher Creek, the undersigned hereby acknowledges and agrees that:

- a) Your acceptance of this proposal will constitute a formal request to FortisAlberta to proceed to the next steps of an LED conversion option outlined for your community;
- b) This acceptance will form part of our submission to the Alberta Utilities Commission to acknowledge your acceptance of the implementation of the “Maintenance Multiplier”;
- c) The acceptance of this proposal confirms that the multiplier of 1.09 will be applied to the Rate 31 Distribution Component fixture service charge, which is amended and approved by the Commission from time to time, to arrive at the distribution charges for all fixtures that have been converted to LEDs in your community;
- d) This acceptance confirms your understanding that the “Maintenance Multiplier” may be amended and approved by the AUC from time to time. The multiplier factor may also be discontinued as a result of further application to the AUC;
- e) FortisAlberta will proceed with the implementation of this offer if and when the AUC acknowledges and approves the use of the “Maintenance Multiplier” for the purpose of converting fixtures from HPS to LED;
- f) In its capacity as an electric distribution service provider to the Municipality, FortisAlberta has presented all material required to make an informed decision;
- g) The costs and savings presented in this offer, along with other materials presented, are estimates only and are for illustrative purposes. The electricity service costs and savings will ultimately depend on the AUC-approved FortisAlberta distribution tariff, which is adjusted and approved by the Commission periodically, as well as, the retail energy costs as set by your retailer.

The Municipal District of Pincher Creek

Chief Administrative Officer

Date

Leo Reedyk

From: Stu Weber
Sent: March 28, 2017 4:33 PM
To: Leo Reedyk
Cc: Jared Pitcher
Subject: RE: New message from "[REDACTED]"

I talked to Jim Boese. He wants \$2500 for an outhouse. That includes a tank and delivery. They are in good shape, needs a fresh coat of paint. We can talk about it at your earliest convenience.

Stu

-----Original Message-----

From: Leo Reedyk
Sent: March-28-17 10:31 AM
To: Stu Weber <PWSuperintendent@mdpincercreek.ab.ca>
Subject: FW: New message from "[REDACTED]" <[REDACTED]>

[REDACTED]. Apparently Jim Base is commissioned to lift the outhouses so Parks can replace them. Having not seen them I am not sure we want them or one. Any outhouse is better than what we have at Foothills Park.

Please look into this.

Leo

-----Original Message-----

From: Shaw Voicemail [mailto:voicemail@shaw.ca]
Sent: March 27, 2017 11:13 AM
To: Leo Reedyk <AdminDirOps@mdpincercreek.ab.ca>
Subject: New message from "[REDACTED]" <[REDACTED]>

Just wanted to let you know you were just left a 0:45 long message (number 10) in mailbox 507 from "[REDACTED]" [REDACTED], on Monday, March 27, 2017 at 11:12:39 AM, so you might want to check it when you get a chance.
Thanks!

MD OF PINCHER CREEK

APRIL 3, 2017

TO: Wendy Kay, CAO

FROM: Leo Reedyk, Director of Operations

SUBJECT: Beaver Mines Water and Wastewater Service Funding Report

1. Origin:

Beaver Mines Water and Wastewater Service Studies, identified probable project costs for various components of the project to be:

• Potable Water Transmission Pipeline and Storage	\$ 5,450,000
• Water Distribution and Wastewater Collection Systems	\$ 5,380,000
• Waste Water – Mill Creek	\$ 3,740,000
• Projected Total Cost, 2014 Dollars	<u>\$14,570,000</u>

2. Background:

The total approved Federal and Provincial funding for the project is:

• Federal Small Community Component Grant Funded 1/3, 1/3, 1/3 Federal, Provincial, Municipal Water Distribution and Waste Water Collection	\$ 9,000,000
• Provincial Water for Life Grant (W4L) for Water Supply Detailed Design	\$ 448,832
• Federal Clean Water / Provincial W4L Water Supply construction	\$ 4,260,139
o Total Funding received to date:	<u>\$13,708,971</u>

Additional Grant Request submitted:

• Waste water treatment - W4L, Clean Water Wastewater Fund (CWWF)	\$ 3,740,000
---	--------------

Within the Federal small community grant the Municipal District will need to fund 1/3 of the grant amount used to a maximum of \$3,000,000. Additionally, Provincial W4L or CWWF grants typically require the benefitting municipality to fund from 10-30% of the project costs based on the eligibility of various components.

The Municipal District has been approved to use \$4,691,000 of Municipal Sustainability Initiative funding, should Council wish to use MSI funds for this project. This funding

can be used to fund the municipality's portion of the various grants, or could also be used for most other municipal capital projects.

3. Recommendation:

THAT the report from the Director of Operations, dated April 3, 2017, regarding the Beaver Mines Regional Water and Sanitary Service Funding Report, be received for information;

Respectfully Submitted,



Leo Reedyk

Reviewed by: Wendy Kay, Chief Administrative Officer *W. Kay* Date: *April 6, 2017*

Director of Operations Report April 6, 2017

Operations Activity Includes:

- March 24, Public Works Shop Renovation meeting;
- March 27, Airport Committee meeting
- March 28, Council meeting;
- March 29-30, Municipal Management and Leadership training;
- April 4, Policy and Plans.

Agricultural and Environmental Services Activity Includes:

- March 24, CityWorks Training;
- March 27, AES Departmental Meeting;
- March 28 – 29, ASB Agenda Package Prep;
- March 29, Southern Alberta Grazing School for Women Conference Call;
- March 29, The Incredible Values of Alberta's Native Grasslands;
- March 30, Lundbreck gophers;
- March 31, Funding Application;
- April 3, Growing Forward II Update Webinar;
- April 5, Public Works Safety Meeting;
- April 5, Monthly AED Inspections;
- April 6, ASB Meeting;
- April 5, Mapping, data & Citywide software
- April 6, ASB Meeting.

Public Works Activity Includes:

- Temp snow fence removal;
- Sign repair and replacement;
- Welding on construction signs and gates;
- Culvert steaming;
- Plow snow as required;
- Temporary diversion license for summer work;
- Road maintenance.

Upcoming:

- April 11, Council meeting;
- April 12, Health and Safety meeting;
- April 13, Staff meeting,
- April 14, 17, Easter Break
- April 20, Patton Park Sprinkler Tender Close.

Project Update:

- 2013 Disaster Recovery Projects
 - Satoris Road – Awaiting AEP approval for road realignment, work complete.

- Community Resilience Program
 - Regional Water System Intake Relocation – Pipeline to the edge of the reservoir is complete. Awaiting Regulatory approval for the intake tender in May.


- Capital Projects
 - Bridge File 468 and 75737 Projects pre-construction meeting held, contractor is mobilising;
 - Beaver Mines Water Supply, detailed design and pipeline routing ongoing. Studying the impact on capacity with providing water to Castle Parks and Castle Mountain Resort;
 - Beaver Mines Water Distribution and Waste Water Collection, start up meeting held February 22.

Call Logs – attached.

Recommendation:

That the Operations report for the period March 23, 2017 to April 6, 2017 be received as information.

Prepared by: Leo Reedyk



Date: April 6, 2017

Reviewed by: Wendy Kay



Date: April 6, 2017

Submitted to: Council

Date: April 11, 2017

PUBLIC WORKS

WORK ORDER	DIVISION	LOCATION	CONCERN/REQUEST	ASSIGNED TO	ACTION TAKEN	REQUEST DATE	Completion Date
535	Beaver Mines		Tennis court upgrade	Stu Weber	Deferred to Spring 2017	2016-08-29	
536	Division 3	SE6 T7 R1 W5	RQ to upgrade approach	Stu Weber	Deferred to Spring 2017	2016-09-22	
538	Division 2	RR29-5	through the wetland/Settlement of soil on the westside has resulted in riprap subsiding and exposed soil will be subject to wave action	Stu Weber	Deferred to Spring 2017	2016-10-04	
563	Division 1	NW32 T3 R29 W5	Culvert too short for the road/drove off the edge and damaged his vehicle	Bob Millar	Inspected/Deferred to Spring project 2017	2016-11-16	
663	Division 2	RR30-2/Twp5-4	Culvert has a hole on top of it / needs fixing	Bob Millar	Temp. Fix/Deferred Until Spring to complete 2017	2016-11-28	
670	Division 3	SW16 T6 R30 W4	RQ to have approach widened	Stu Weber	Deferred to Spring 2017	2016-12-14	
674	Division 3	NE17 T6 R30 W4	Site 30332 TWP6-2A/Hole in the culvert	Bob Millar	Temporary fix until spring	2016-12-08	
753	Division 1	TWP 3-0	Snow drifting issues/Some Brushing needs to be done when conditions allow	Stu Weber	Work in Progress	2017-01-31	
835	Division 3	SW12 T6 R2 W5	Leo's memo: Water in west ditch running over the road	Stu Weber	Work in Progress	2017-03-10	
853	Lundbreck	Railway Avenue	Re snow drift and RQ more snow fences next year at Paton	Stu Weber	Completed	2017-03-15	2017-03-27
856	Division 5	RR 3-0	By Hidden Valley Estates RR30 speed sign is in ditch N,Side	Don Jackson	Completed	2017-03-14	2017-03-23
857	Division 5	TWP7-0	Speed sign in ditch off Hwy 507 TWP7-0 & Castle River	Don Jackson	Completed	2017-03-14	2017-03-23
858	Division 5	NE13 T7 R3 W5	Concerns about road and water run off still a problem	Stu/Leo	Work in Progress	2017-03-20	
862	Division 4	Boat Club	Big dip in road just before the gate	Henry	Completed	2017-03-22	2017-03-22
863	Division 3	NW12 T6 R1 W5	#1016 TWP6-2A Ditch water building up on road	Brent	Completed	2017-03-23	2017-02-23
864	Lundbreck	409 - 1 Street	missed garbage p/u (Put out too late)		Completed	2017-03-24	2017-03-24
865	Division 4	SW6 T8 R1 W5	RQ to have driveway maintained but there is a bridge and we are not able to access it	Stu	Completed	2017-03-27	2017-03-27
866	Division 3		Complaining the grader was leaving big rocks on road but the work was still in progress		Completed	2017-03-28	2017-03-28
867	Lundbreck	Robinson Avenue	Was very nice and reported tree roots growing up and breaking the pavement	Jared	Completed & will check in future	2017-03-30	2017-03-30

March 31, 2017

TO: Wendy Kay, CAO
FROM: Janene Felker, Director of Finance
SUBJECT: **2016 Consolidated Financial Statements**

1. Origin

The 2016 Consolidated Financial Statements have been prepared and audited by Avail CPA and need to be approved by Council.

2. Background/Comment

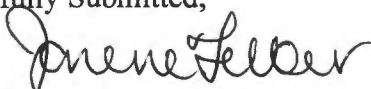
No significant issues were identified during our year end procedures and the audit went as smoothly as possible.

3. Recommendation

That the report from the Director of Finance, dated March 31, 2017, regarding the 2016 Consolidated Financial Statements be received;

And that the 2016 Consolidated Financial Statements, prepared and audited by Avail CPA, for the year ended December 31, 2016 be approved.

Respectfully Submitted,



Janene Felker, Director of Finance

Reviewed By: Wendy Kay, CAO



Date: March 31, 2017

M.D. of Pincher Creek No. 9 Statement of Cash Position

E3b

Month Ending March 2017

BANK STATEMENT C.I.B.C.	March	February
General Accounts		
Bank Statement Balance	131,863.15	433,131.50
Deposits After Month end	3,717.90	551.47
Cash On Hand	600.00	600.00
Less Outstanding Cheques	(104,293.00)	(129,864.74)
Month End Cash Available	31,888.05	304,418.23

M.D.'S GENERAL LEDGER	March	February
Balance Forward from Previous Month	304,418.23	151,877.71
Revenue for the Month:		
Receipts for the Month	266,763.44	587,167.11
Interest for the Month	179.11	522.05
Transferred from Short Term Investments	1,150,000.00	238,962.63
Disbursements for the Month:		
Cheques Written	(492,651.47)	(347,622.15)
Payroll Direct Deposits and Withdrawals	(360,275.83)	(285,315.22)
Electronic Withdrawals - Utilities and VISA	(47,754.87)	(38,887.42)
Banking Transaction Fees	(666.67)	(416.48)
Transferred to Short Term Investments	-	(1,870.00)
Requisition & Debenture Payments	(788,123.89)	-
M.D.'s General Ledger Balance at Month End	31,888.05	304,418.23

SHORT TERM INVESTMENTS - C.I.B.C.	March	February
General Account Operating Funds	588,808.11	1,737,549.40
MSI Capital Grant Advances	3,823,885.97	3,821,247.90
Public Reserve Trust Funds	181,404.23	181,279.40
Lottery Board Account	2,231.80	2,230.26
Tax Forfeiture Land Sales	3,548.70	3,546.25
Recycling Committee	30,596.06	30,574.95
Water Intake Advance	1,578,264.28	1,577,175.44
Water For Life Advance	308,722.19	308,495.76
6,517,461.34	7,662,099.36	

LONG TERM INVESTMENTS	March	February	Annual Rate	Original	Original
Financial Institution	Market Value	Market Value	of Return	Investment	Investment
			2016	Date	Amount
C.I.B.C. Wood Gundy - Bonds	8,688,140.00	8,652,629.00	3.97%	Nov-88	1,255,915.75

COMMENTS

April Items of Note Amount

This Statement Submitted to Council this 11th Day of April 2017.



Director of Finance

April 6, 2017

TO: Wendy Kay, CAO
FROM: Janene Felker, Director of Finance
SUBJECT: **Mill Rate Bylaw 1274-17**

1. Origin

The *Municipal Government Act* requires a bylaw be passed annually to set taxation rates for the year.

2. Background/Comment

The MD's overall assessment dropped 45,149,680 (2.84%) when compared to 2016. This drop is mainly due to a large decrease in linear assessment. This created a shortfall of over \$350,000 in taxation revenue. This shortage combined with the approved 2017 budget increase of 3%, creates a challenge.

The option that is presented to Council in the attached Mill Rate Bylaw sees an average overall increase of 3% for Residential and Farmland properties and 4-5% for Non-Residential properties. With this option, there is a funding deficit, and a transfer from the Mill Rate Stabilization Reserve is required. This option does account for some of the loss in assessment, but also shelters tax payers from the full requirement by using the reserve.

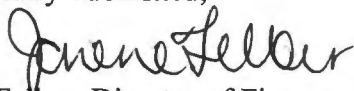
In addition, the mill rates associated with requisitions and levies are set in this bylaw. The requirements set out in these requisitions and levies are met with the exception of the Pincher Creek Emergency Services Commission capital levy. At a previous meeting, Council decided to fund this portion via the Mill Rate Stabilization reserve as well. Attached is a reserve schedule for the Mill Rate Stabilization reserve for reference. The anticipated mailing date for tax notices is April 28th.

3. Recommendation

That the report from the Director of Finance, dated April 6, 2017, regarding the Mill Rate Bylaw 1274-17 be received;


And that Council gives Mill Rate Bylaw 1274-17 1st and 2nd readings and be presented for 3rd reading.

Respectfully Submitted,



Janene Felker, Director of Finance

Reviewed By: Wendy Kay, CAO



Date: April 6, 2017

Reserve Status Sheet

6-12-0-735-6735

General Reserve - Mill Rate Stabilization

April 6, 2017

Balance Start of Year	Opening Balance	1,144,581.83
Requested Amount	Transfer for Required Taxation Revenue	(114,463.00)
Previous Approved Amounts	Transfer from Reserve Closure (Feb 28, 2017)	508,162.52
	PCESC 2017 Capital Levy (Jan 24, 2017)	(129,260.00)
	Bemo Snow Stopper System (Sept 27, 2016)	(11,540.00)
	Projected Transfer to Balance 2017 Budget	<u>(134,000.00)</u>
Proposed Balance as of April 6, 2017		1,263,481.35

**MUNICIPAL DISTRICT OF PINCHER CREEK NO. 9
BYLAW NO. 1274-17**

A BYLAW TO AUTHORIZE THE RATES OF TAXATION TO BE LEVIED AGAINST ASSESSABLE PROPERTY WITHIN THE MUNICIPAL DISTRICT OF PINCHER CREEK NO. 9 FOR THE 2017 TAXATION YEAR.

WHEREAS, the Municipal District of Pincher Creek No. 9 has prepared and adopted detailed estimates of municipal revenue, expenses and expenditures as required, at the Council meeting held on December 6, 2016;

AND WHEREAS, the estimated municipal revenues from all sources other than property taxation total is \$1,983,840;

AND WHEREAS, the estimated municipal expenses (excluding non cash items) set out in the annual budget for the Municipal District of Pincher Creek No. 9 for 2017 total \$10,328,360; and the balance of \$8,344,520 is to be raised by general municipal property taxation;

AND WHEREAS, the estimated amount required to repay principal debt to be raised by general municipal taxation is \$536,430;

AND WHEREAS, the estimated amount required for current year capital expenditures to be raised by general municipal taxation is \$164,000;

AND WHEREAS, the estimated amount required for future financial plans to be raised by municipal taxation is \$1,629,190;

AND WHEREAS, the total amount to be raised by general municipal taxation is \$10,674,140;

AND WHEREAS, the requisitions are:

Alberta School Foundation Fund (ASFF)	
- Residential/Farmland	\$1,386,069.42
- Non-Residential	\$1,273,394.93
Pincher Creek Foundation	\$329,651.89
Pincher Creek Emergency Services Commission	\$438,029.82

AND WHEREAS the Council is authorized to classify assessed property, and to establish different rates of taxation in respect to each class of property, subject to the *Municipal Government Act*, Chapter M-26, Revised Statues of Alberta, 2000;

AND WHEREAS, the assessed value of all property in the Municipal District of Pincher Creek No. 9 as shown on the assessment roll is:

Residential	513,974,230
Farmland	58,790,200
Non-Residential	324,509,010
Machinery and Equipment	217,221,000
Electrical Co-Generation	429,525,850
<u>Total Assessment</u>	<u>1,544,020,290</u>

NOW THEREFORE under the authority of the *Municipal Government Act*, the Council of the Municipal District of Pincher Creek No. 9, in the Province of Alberta, ENACTS AS FOLLOWS:

1. That the Chief Administrative Officer is hereby authorized to levy the following rates of taxation on the assessed value of all property as shown on the assessment roll of the Municipal District of Pincher Creek No. 9:

	Tax Levy	Assessment	Tax Rate
General Municipal			
- Residential	\$2,262,360.37	513,974,230	0.0044017
- Farmland	374,005.62	58,790,200	0.0063617
- Non-Residential	2,647,279.60	324,509,010	0.0081578
- Machinery & Equipment (M&E)	1,772,045.47	217,221,000	0.0081578
- Electrical Co-Generation	3,503,985.98	429,525,850	0.0081578
Totals:	<u>\$10,559,677.04</u>	<u>1,544,020,290</u>	
ASFF (Residential & Farmland)	\$1,386,097.03	572,388,930	0.0024216
ASFF (Non-Residential)	1,273,398.64	323,879,910	0.0039317
M&E / Co-Gen / Grant-in-Lieu	0.00	647,751,450	0.0000000
Totals:	<u>\$2,659,495.67</u>	<u>1,544,020,290</u>	
Pincher Creek Foundation	\$329,742.45	1,543,015,690	0.0002137
Provincial Grant-in-Lieu	0.00	1,004,600	0.0000000
Totals:	<u>\$329,742.45</u>	<u>1,544,020,290</u>	
Pincher Creek Emergency Services Commission	<u>\$308,804.06</u>	1,544,020,290	0.0002000
Grand Total:	<u>\$13,857,719.23</u>		

2. That a total transfer of \$243,723 from the Mill Rate Stabilization Reserve be authorized to fund the remaining balance of the general municipal taxation revenue (\$114,463) and the remaining Pincher Creek Emergency Services Commission levy (\$129,260).
3. That the minimum amount payable per parcel as property tax for general municipal purposes shall be \$20.
4. That this bylaw shall take effect on the date of the third and final reading.

READ a first time on this ___ day of _____, 2017.

READ a second time on this ___ day of _____, 2017.

READ a third and final time on this ___ day of _____, 2017.

Reeve

Chief Administrative Officer

MUNICIPAL DISTRICT OF PINCHER CREEK

March 31, 2017

TO: Reeve and Council

FROM: Wendy Kay, Chief Administrative Officer

SUBJECT: Fire Guardians - Appointment

1.0 Origin

Forest and Prairie Protection Act legislates that each year the Council must appoint Fire Guardians.

2.0 Background

Forest and Prairie Protection Act Section 4 (2) states the following:

“Each year before April 1 the council of a municipal district shall appoint, for a term not exceeding one year with effect from the beginning of April, a sufficient number of fire guardians to enforce this Act within the boundaries of the municipal district.”

Chief Cox has provided several names that he is recommending to be fire guardians appointed under this legislation.

Council should also note that under the *Forest and Prairie Protection Act* Section 4 (3) the chief elected official, each councillor and the chief administrative officer are by virtue of their offices fire guardians in and for the municipal district.

3.0 Recommendation

THAT the report from the Chief Administrative Officer, dated March 31, 2017, regarding appointment of fire guardians, be received;

AND that Council appoint the following persons as fire guardians for the Municipal District of Pincher Creek for the period April 1, 2017 to March 31, 2018:

- Jennifer Fisher-Sundberg
- Anne Molnar

- Steve Oczkowski
- Allen Tapay
- David Cox
- Pat Neumann
- Lynn Brasnett
- Margaret Cox
- Dawn Heerschap
- Lori Schill
- Tammy Jack

Respectfully submitted,



Wendy Kay

CHIEF ADMINISTRATIVE OFFICER'S REPORT

March 24, 2017 to April 6, 2017

DISCUSSION:

- March 24, 2017 Public Works Renovations – Conference Call
- March 27, 2017 Airport Committee
- March 28, 2017 Policies and Plans
- March 28, 2017 Regular Council
- March 30, 2017 Provincial Review of MEP
- April 3, 2017 Lundbreck Citizen's Council
- April 4, 2017 Emergency Management
- April 4, 2017 Policies and Plans
- April 4, 2017 Municipal Planning Commission

UPCOMING:

- April 7, 2017 Environment and Parks
- April 11, 2017 Policies and Plans
- April 11, 2017 Regular Council
- April 20, 2017 Tourism and Culture
- April 21, 2017 Volunteer Luncheon
- April 25, 2017 Policies and Plans
- April 25, 2017 Regular Council
- April 26, 2017 Castle Mountain
- April 27, 2017 EMS
- April 27, 2017 Inspection Interview
- May 2, 2017 Airport Committee
- May 2, 2017 Policies and Plans
- May 2, 2017 Subdivision Authority
- May 2, 2017 Municipal Planning Commission
- May 9, 2017 Policies and Plans
- May 9, 2017 Regular Council
- May 11, 2017 Tabletop Exercise

OTHER**RECOMMENDATION:**

That Council receive for information, the Chief Administrative Officer's report for the period of March 24, 2017 to April 6, 2017.

Prepared by: CAO, Wendy Kay Date: April 6, 2017

Presented to: Council Date: April 11, 2017

Administration Call Log

	Division	Location	Concern / Request	Assigned To	Action Taken	Request Date	Completion Date
70	3	Beaver Mines	Looking for data on traffic volumes on Highway 774 from Alberta Transportation or the traffic cart.	Leo/Roland	Looking into getting data from the traffic cart	September 13, 2016	
76	3	NW 13-05-01-W5	Inquiring regarding permits for outdoor storage.	Roland	In discussions. Letter being sent to property owner. Registered letter was sent to the landowner. Received a letter from the landowner on February 14, 2017 with some enquiries. In the process of responding to the landowner's enquiries.	November 17, 2016	
79							
80							
81							
82							
83							
84							
85							

*Council
Corresp Action*

MAR 27 2017

M.D. OF PINCHER CREEK

04362

March 17, 2017

Dear Mayor and Members of Council,

For the past 20 years, FCM's Legal Defense Fund has been a critical tool in defending the national legal interests of Canada's municipalities. When a member calls on FCM to intervene in a court case of national importance, it's the Legal Defense Fund that makes this support possible. The Fund has been instrumental in setting important legal precedents on a number of issues that are of crucial importance to all municipalities. These include rights-of-way management, payments in lieu of taxes, environmental protection as well as the constitutional ability of municipalities to exercise their legislative powers.


After years of activity, FCM's Legal Defense Fund has been fully depleted. Now we need municipalities like the Municipal District of Pincher Creek No. 9 to help restore the long-term health of the Fund.

A robust Legal Defense Fund is more important than ever. As courts — particularly the Supreme Court — become more strict with regard to the number of intervening parties they will allow in any given case, FCM is consistently recognized as the sole municipal intervener in cases with national implications. That means the Fund is the most certain and cost-effective way of protecting municipal legal rights in bodies such as the Courts of Appeal (provincial and federal), the Supreme Court of Canada and administrative bodies like the CRTC. While the Fund is used specifically for costs incurred directly by FCM, its influence in setting national legal precedents benefits every municipality in Canada. A recapitalized Fund will enable FCM to continue its longstanding efforts to maintain adequate municipal control over local rights-of-way and to maximize cost-recovery — while also bringing the municipal voice to a broad range of legal issues. What's more, it will support a growing demand for FCM to seek out proactive legal opinions on emerging policy issues, such as marijuana legalization. This will help provide all municipalities with the best legal advice available at a fraction of the cost, while contributing to the development of a united municipal response on national issues.

FCM has established a long-term strategy to recapitalize the Legal Defense Fund annually — beginning with an immediate call for contributions to cover ongoing legal costs. While support is voluntary, we strongly encourage members to contribute. FCM's Board of Directors has established a set contribution formula of 2 cents per capita. Enclosed is a voluntary invoice that indicates the Municipal District of Pincher Creek No. 9's proposed contribution for this year. This amount can be changed based on your budgetary situation. Starting next fall, municipalities will be invited to make an annual voluntary contribution to the long-term viability of the Fund as part of FCM's yearly membership drive.

All of us have a role to play in advancing the legal interests of Canada's municipalities. Thank you in advance for your immediate and ongoing support of the Legal Defense Fund. For more information, visit the membership page at fcm.ca or email info@fcm.ca.

Sincerely,



Clark Somerville
FCM President

**President
Président**
Clark Somerville
Councillor
Regional Municipality of
Halton ON

**First Vice-President
Première vice-présidente**
Jenny Gerbasi
Councillor
City of Winnipeg, MB

**Second Vice-President
Deuxième vice-présidente**
Sylvie Goneau
Conseillère
Ville de Gatineau QC

**Third Vice-President
Troisième vice-président**
Bill Karsten
Councillor
Halifax Regional
Municipality, NS

**Past President
Président sortant**
Raymond Louie
Acting Mayor
City of Vancouver, BC

**Chief Executive Officer
Chef de la direction**
Brock Carlton
Ottawa ON

24 rue Clarence Street,
Ottawa Ontario K1N 5P3


T. 613-241-5221
F. 613-241-7440

www.fcm.ca



FCM's Legal Defense Fund

A TRACK RECORD OF SUCCESS



CONSTITUTIONAL JURISDICTION OF MUNICIPALITIES

The 2001 decision by the Supreme Court of Canada in the *Spraytech v. Hudson* case, in which FCM intervened on behalf of the municipal sector, ushered in a new approach to how courts should interpret the legislative authority of municipal councils. In that case, the Supreme Court indicated that courts should show deference to the choices made by local elected officials, in this case the Town of Hudson, Quebec. The Court also indicated that municipal legislative authority should be interpreted broadly and that local rules could coexist with federal regulations. Since then, FCM has continued to play an active role, as intervener, in a number of cases where the basic ability of municipalities to use their legislative powers has been at stake. Recent examples include *Rogers v. Châteauguay*, *Windsor v. Canadian Transit Company* (both heard by the Supreme Court in 2016) and *Hamilton v. Canada Post* (Court of Appeal for Ontario in 2016).



RIGHTS-OF-WAY MANAGEMENT

The deregulation of the telecommunications sector in 1993 completely changed the ROW environment overnight. A number of new, commercially aggressive providers sought quick access to municipal ROWs to deploy their networks. Through its Technical Committee on ROWs (some 40 legal and technical experts from across the country), FCM has coordinated the municipal sector's response for 25 years: development of best practices, information sharing and active participation in a number of legal cases. FCM was the Appellant to the Federal Court of Appeal in the landmark *Ledcor* case that established the principle that municipalities have the right to recover all incremental costs related to telecommunications activity on their land. FCM also intervened in early cases such as the Edmonton LRT tunnels as well as recent precedent-setting cases: next-generation access agreements (CRTC decision in *Hamilton v. Bell*), the applicability of general ROW bylaws to federal undertakings (Court of Appeal for Ontario in *Hamilton v. Canada Post*) and the use of bylaws to grant "consent" under the *Telecommunications Act* (brought by Calgary and currently before the CRTC).



WHAT MUNICIPAL LEADERS ARE SAYING ABOUT THE LEGAL DEFENSE FUND:

"The FCM Legal Defense Fund has played a critical role in advancing municipalities' constitutional and legal interests. In 2012, FCM defended the sector's interests in our city's payments in lieu dispute before the Supreme Court of Canada with the federal government regarding the valuation of Halifax's Citadel Hill. After a successful Supreme Court decision, this case was successfully resolved in 2016. The Fund remains a key tool for bringing the national voice to legal disputes and in defending the municipal sector's collective interests."

**Mayor Mike Savage,
City of Halifax, Nova Scotia**

"Defending municipal jurisdiction in court is a tall task for municipalities to bear on their own – especially for smaller municipalities. That's why FCM's Legal Defense Fund is such a critical tool. A well-supported Fund is key to defending the legal interests of municipalities of all sizes. FCM is consistently recognized by the courts as the sole national representative of our sector in cases of national importance. We need to continue to support the Fund to ensure that FCM is able to intervene in precedent-setting cases that impact each and every one of us."

**Councillor Lorne Olsvik,
Lac Ste. Anne County, Alberta**

To learn more, visit the membership page at fcm.ca.

FCM FEDERATION OF CANADIAN MUNICIPALITIES / ÉFÉDÉRATION CANADIENNE DES MUNICIPALITÉS



FEDERATION OF CANADIAN MUNICIPALITIES
FÉDÉRATION CANADIENNE DES MUNICIPALITÉS

Invoice / Facture

RECEIVED

MAR 27 2017

M.D. OF PINCHER CREEK

24, rue Clarence Street, Ottawa,
Ontario, K1N 5P3
T. 613-241-5221 F. 613-241-7440

Kay, Wendy

Municipal District of Pincher Creek
No. 9

PO Box 279

Pincher Creek, Alberta T0W 1W0

Invoice / Facture: ORD-04362-X1G4Z6

DATE: 03/01/2017

ACCOUNT/COMPTE: 51647

DUE DATE/DATE 04/01/2017

LIMITE:

ITEM/DESCRIPTION	QTY/QTE	RATE/TAUX	TAX/TAXE	TOTAL
Legal Defense Fund/Fonds de défense juridique	3,158.00000	\$0.0230	\$3.63	\$76.27
		GST/TPS (5%):		\$3.63
		TOTAL:		\$76.27

PAYMENT/PAIEMENT

By cheque payable to:

Federation of Canadian Municipalities

Par chèque à l'ordre de:

Fédération canadienne des municipalités

24, rue Clarence Street

Ottawa, Ontario K1N 5P3

HST # / No. de TVH: 11891 3938 RT0001

QST # / No. de TVQ: 1202728231DQ0001

By Electronic Funds Transfer/Par transfert électronique de fonds

Royal Bank of Canada (RBC)

90 Sparks St, Ottawa, ON K1P 5T7

Transit Number/Numéro de transit: 00006

Account Number/Numéro de compte: 1006603

accountsreceivable@fcm.ca/comptesrecevables@fcm.ca

Ref No. / No. de 51647
référence :

*Council
Corresp-Action*
RECEIVED **F1b**
APR 4 2017
M.D. OF PINCHER CREEK

Mar. 29th 2017

To the Pincher Creek MD council,

My name is Jeremy Creason and I am currently the manager, along with my wife Kristen, of Waterton Springs Campground. In January, I called the office in charge of road grading and snow removal and spoke to the shop Manager Mike (I do not know his last name).

I let him know that we were in need of getting into the campground but due to the heavy snow fall we could not drive down the road. I asked Mike if it was possible to have the county come plow our road. Mike told me that he could for a fee. I thought he quoted \$80 an hour but when we received the bill we were billed \$80 per 15 min. It took 1 ½ hours for a total of \$480.

I am sending this letter to ask for a reduction of this bill to be cut in half. We are still willing to pay for the service. I don't think if I would have fully understood the potential cost that I would have agreed to the service. I did not receive any quote in letter or e-mail form to agree to. We would strongly suggest this happen in the future for any snow removal in the MD.

We do appreciate the grading service that we have received and the MD's willingness to provide us with four road gradings per season. We know you are aware of the NCC's decision to close the campground after this 2017 season so this shouldn't be any concern after this year. In regards to this matter of the closing of the campground, if the council would like to meet with us as the manager of the campgrounds, to ask questions and gather additional information, we would be happy to meet with you.

We look forward to hearing back from you on this matter

Waterton Springs Campground management

Jeremy and Kristen Creason

████████████████████



ALBERTA
MUNICIPAL AFFAIRS

Office of the Minister
MLA, Leduc-Beaumont

Council
Corresp - For Info

RECEIVED

APR 5 2017

M.D. OF PINCHER CREEK

AR88460

March 14, 2017

Reeve Brian Hammond
Municipal District of Pincher Creek
PO Box 279
Pincher Creek AB T0K 1W0

Dear Reeve Hammond,

The Government of Alberta is committed to working with municipalities to make life better for Albertans. By providing stable, predictable funding to our municipal partners, we continue to ensure you have the resources needed to meet your local infrastructure priorities and strengthen the communities you call home. Alberta is partnering with the Government of Canada to provide Gas Tax Fund (GTF) funding to assist with building strong, safe, and resilient communities.

I am pleased to accept the following qualifying project(s) submitted by your municipality under the GTF program.

Project #	Project Name	GTF Funding
711338	Bridge File 468 Kettles Creek Reconstruction	\$192,065

The provincial government appreciates opportunities to celebrate your GTF funded projects with you, so please send invitations for these milestone events to my office. If you would like to discuss possible project recognition events and activities, as outlined in the program guidelines, contact Municipal Affairs Communications, toll-free at 310-0000, then 780-427-8862, or at ma.gtfgrants@gov.ab.ca.

I look forward to working in partnership to strengthen Alberta's communities.

Sincerely,

Hon. Shaye Anderson
Minister of Municipal Affairs

cc: Wendy Kay, Chief Administrative Officer, Municipal District of Pincher Creek



ALBERTA
MUNICIPAL AFFAIRS

Office of the Minister
MLA, Leduc-Beaumont

Council
Corresp - For Info

REC'D F2b

MAR 28 2017

M.D. OF PINCHER CREEK

AR88918

March 22, 2017

Reeve Brian Hammond
MD of Pincher Creek
PO Box 279
Pincher Creek AB T0K 1W0

Dear Reeve Hammond,

Thank you for the letter of March 2, 2017, from Ms. Wendy Kay, your Chief Administrative Officer, supporting the request for provincial funding under the Alberta Community Partnership program for the Oldman River Regional Services Commission (ORRSC). As Minister of Municipal Affairs, I am pleased to respond on behalf of the Government of Alberta.

We have not received a formal funding request from the ORRSC, but will consider the input if an application is received. I recognize that the ORRSC benefits its surrounding communities by providing quality land-use planning services to municipalities.

Thank you, again, for writing.

Sincerely,

Hon. Shaye Anderson
Minister of Municipal Affairs

cc: Wendy Kay, CAO, MD of Pincher Creek



P.O. BOX 279
PINCHER CREEK, ALBERTA
T0K 1W0
phone 627-3130 • fax 627-5070
email: info@mdpincercreek.ab.ca
www.mdpincercreek.ab.ca

March 2, 2017

Office of the Honourable Shaye Anderson
#104 Legislature Building
10800 – 97 Avenue
Edmonton, AB T5K 2B6

Dear Honourable Shaye Anderson:

Reference: Request for Annual Support

Council for the Municipal District of Pincher Creek, at their regular Council meeting, held February 14, 2017, received and discussed a letter from the Oldman River Regional Services Commission, requesting annual support by the reallocation of funds set aside for the Alberta Community Partnership Program.

At their meeting, Council passed the following resolution:

“Moved that a letter be forwarded to Municipal Affairs, supporting the request from the Oldman River Regional Services Commission for annual funding under the Alberta Community Partnership Program.”

This is provided for your attention.

Yours truly,

Wendy Kay
Chief Administrative Officer

cc: ORRSC

Council
Corresp-For Info



ALBERTA
INFRASTRUCTURE
TRANSPORTATION

*Office of the Minister
Government House Leader
MLA, Edmonton-Highlands-Norwood*

REC F2c
APR 4 2017
M.D. OF PINCHER CREEK

March 31, 2017

AR 69975

Mr. Brian Hammond
Reeve
Municipal District of Pincher Creek
PO Box 279
Pincher Creek, AB T0K 1W0

Dear Reeve Hammond:

I trust the water line extension from the Cowley Water Treatment Plan to the Hamlet of Beaver Mines is proceeding as planned. This important project received a grant of 88.26 per cent of estimated eligible costs from combined federal and provincial sources.

After discussions with Alberta Culture and Tourism and Alberta Environment and Parks, we all agree a long-term water supply to Castle Mountain Resort would be beneficial. Therefore, we request that you upgrade the pipeline size from 100 mm to 150 mm to Beaver Mines to accommodate future needs. I understand the consultant, MPE Engineering, indicated this upgrade would cost approximately \$1,020,000.

I am pleased to advise that Alberta Transportation will contribute 100 per cent of the eligible costs for this increase in waterline size under the Water for Life program. Department staff will contact you in order to amend the existing agreement.

Should you have further questions, please contact Mr. Mike Yakemchuk, Program Advisor. Mr. Yakemchuk can be reached toll-free by dialing 310-0000, then 780-644-3097, or at mike.yakemchuk@gov.ab.ca.

Sincerely,

Brian Mason
Minister

cc: Honourable Shannon Phillips, Minister of Alberta Environment and Parks
Honourable Ricardo Miranda, Minister of Alberta Culture and Tourism
Mike Yakemchuk, Program Advisor, Alberta Transportation

Council
Corresp - For Info

F2d



ALBERTA
SERVICE ALBERTA

Office of the Minister
MLA, Calgary-Varsity

AR31494

March 27, 2017

Reeve Brian Hammond
Municipal District of Pincher Creek
PO Box 279
Pincher Creek, Alberta TOK 1W0

Dear Reeve Hammond:

As Minister of Service Alberta, I appreciate the opportunity to reach out to you personally about the work my ministry is undertaking with respect to SuperNet and the support of rural broadband in the province.

Our government understands the importance of maintaining vibrant and sustainable communities, and we know that community leaders like you believe that access to government services and quality internet are some of the keys. Keys to encouraging our youth to make a home in rural Alberta, retaining local skills and talent, attracting new industry and opportunity, and helping businesses to thrive. You have reached out to us about the importance of SuperNet and broadband through the recent Alberta Urban Municipalities Association (AUMA) and Association of Alberta Municipal Districts and Counties (AAMDC) surveys, fall conventions and resolutions, direct conversations with my department, and through correspondence with my colleagues in Cabinet. I thank you for the time you have taken to reach out, we have heard your concerns, and I can share that we are actively looking at how to provide support on these important issues.

Also recently, the Canadian Radio-television and Telecommunications Commission (CRTC) announced that broadband is a basic service that should be available to all Canadians, and both the federal government and CRTC are in varying stages of releasing broadband funding programs. We have spent time with both these groups, advocating on behalf of Albertans, and we support these important decisions. To that end, my department is already working with communities and Internet Service Providers (ISPs) across Alberta who are considering submitting applications for funding.

RECEIVED

MAR 31 2017

.../2

M.D. OF PINCHER CREEK

At the same time as many of you are looking into municipal solutions or partnerships to enable better internet for your rural residents, the current SuperNet operating agreement with Axia SuperNet Ltd. is expiring on June 30, 2018. While SuperNet is not the internet, and primarily connects public sector sites in the province; it is also one of the networks used by municipalities and ISPs to bring internet into rural Alberta. We need to take action, and considering the valuable stakeholder insights shared with us, our government has been looking at options for moving forward. Those key considerations, and some important background to help you understand SuperNet and the decisions we face, can be found on the attachment I have enclosed.

Our government values open communication and recognizes that many communities are making efforts to improve broadband at home. While this process unfolds and we confirm government's direction, we want to caution municipalities on signing long-term agreements with ISPs. The landscape and arrangements could change and we want to position you for success. If you are considering a municipal partnership or agreement with an ISP, please contact our SuperNet Secretariat toll-free for guidance. They can be reached at 1-888-777-4010.

The government will be discussing our approach for the future of SuperNet and potential rural broadband supports in early 2017, and we will ensure you are aware of those decisions.

Thank you for your continued efforts on behalf of the people of Alberta.

Sincerely,



Hon. Stephanie McLean
Minister of Service Alberta

Attachment – SuperNet Municipal Backgrounder

cc: Wendy Kay, Chief Administrative Officer, Municipal District of Pincher Creek

Honourable Deron Bilous, Minister of Economic Development and Trade

Honourable Shaye Anderson, Minister of Municipal Affairs

Tim Grant, Deputy Minister, Service Alberta

Stephen Bull, Assistant Deputy Minister, SuperNet Secretariat, Service Alberta

SUPERNET: THE WAY FORWARD AND MUNICIPALITIES

We know that community leaders and Albertans across the province believe that enabling broadband is key to ensuring vibrant and sustainable communities where businesses can thrive. We also know that many internet service providers (ISPs) in rural Alberta count on SuperNet today to deliver internet services to residents and businesses – and as we move forward – we’re working to ensure those services remain available to ISPs and municipalities alike.

On June 30th, 2018 the current SuperNet operating agreement with Axia SuperNet Ltd. expires. In light of the challenges facing SuperNet today, and considering the insights provided by our stakeholders - including municipalities - the Government of Alberta (GoA) has been reviewing options to move forward:

- ✓ Job 1 is ensuring service continuity for our indigenous offices, municipalities, public sector schools, hospitals, libraries and government facilities;
- ✓ While the GoA is not directly responsible for the delivery of internet services to rural Alberta, we must also continue to support ISPs who use the SuperNet today to deliver internet to Albertans, particularly in our rural and remote areas;
- ✓ We must examine ways to address the growing cost of SuperNet, while working to eliminate the issues and challenges raised to us by our many stakeholders;
- ✓ We must decide what role the new model for SuperNet should play in supporting rural broadband in Alberta, and what, if any, additional approaches should be considered to advance rural internet in the province – now and into the future; and
- ✓ We need to achieve these goals within our existing budget.

WHAT IS SUPERNET?

SuperNet is not the internet. It is a network of fibre optic cables, wireless towers, and electronics whose primary purpose is to digitally connect over 3,300 of our province’s hospitals, libraries, schools, government offices, and many municipal and indigenous offices, in 429 communities. SuperNet is also used by many independent ISPs to provide Albertans and businesses in your municipalities with access to the internet.

Like every network, SuperNet has evolved. It started 15 years ago with the GoA making an investment of \$193 million to construct and own a digital network to bring 402 rural and remote communities into the connected world. At that same time, Bell Canada (Bell) stepped up with \$102 million to enhance their existing network covering 27 urban centres within the province. The rural and urban networks became the SuperNet, and made Alberta the most connected province in the country.

In 2005, as SuperNet moved from construction into operations, the ownership arrangements and contracts for SuperNet were changed. Bell had invested more than \$300 million into completing the build of the rural network, and the GoA decided to give away ownership of that infrastructure, to Bell, in exchange for 10-years of free maintenance. Axia SuperNet Ltd. was also contracted to operate SuperNet.

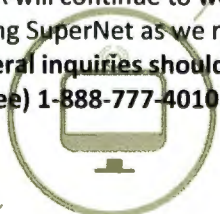
The GoA now holds rights to use Bell’s fibre and wireless infrastructure until 2045. From 2005 to 2015 maintenance of the Bell-owned infrastructure came at no cost to the GoA. As of 2015 the GoA now faces annual maintenance costs of over \$15 million and will have spent more than \$300 million, in maintenance fees alone, before having the opportunity in 2035 to purchase only the aged rural infrastructure for \$1.

As a result of the 2005 change in SuperNet ownership, increasing maintenance costs, and ongoing challenges with today’s SuperNet model, we face some difficult decisions in paving the way forward.

WHO CAN I CONTACT WITH QUESTIONS?

The GoA will continue to work with all municipalities to ensure we maintain clear and open communication regarding SuperNet as we move forward.

All general inquiries should be directed to the SuperNet Secretariat and Rural Broadband Line: (Toll-Free) 1-888-777-4010.



March 24, 2017

Mr. Brian Hammond
Reeve
Municipal District of Pincher Creek
P.O. Box 279
Pincher Creek, AB T0K 1W0

Dear Reeve Hammond:

Please be advised that a final grant payment in the amount of \$88,832 is being electronically transferred to the Municipal District of Pincher Creek under the Alberta Municipal Water/Wastewater Partnership - Water for Life program for the Beaver Mines Regional Water Supply Detailed Design project.

We look forward to working with your municipal district in continuing to meet your capital infrastructure needs. If you have any questions or concerns regarding this program, please contact Keith Schenher, Infrastructure Grants Technologist at 403-382-4069, or by email at Keith.Schenher@gov.ab.ca.

Yours truly,



Darren Davidson, P.Eng.
Regional Director

RECEIVED

MAR 31 2017

M.D. OF PINCHER CREEK

March 24, 2017

Mr. Brian Hammond
Reeve
Municipal District of Pincher Creek
P.O. Box 279
Pincher Creek, AB T0K 1W0

Dear Reeve Hammond:

Please be advised that a grant payment in the amount of \$1,500,000 is being electronically transferred to the Municipal District of Pincher Creek under the cost-shared funding from Canada's Clean Water and Wastewater Fund and Alberta Transportation's Water for Life Program for the Beaver Mines Regional Water Supply project.

We look forward to working with your municipal district in continuing to meet your capital infrastructure needs. If you have any questions or concerns regarding this program, please contact Keith Schenher, Infrastructure Grants Technologist at 403-382-4069, or by email at Keith.Schenher@gov.ab.ca.

Yours truly,



Darren Davidson, P.Eng.
Regional Director

RECEIVED

MAR 31 2017

M.D. OF PINCHER CREEK

Tara Cryderman

From: Wendy Kay
Sent: Tuesday, April 4, 2017 9:04 AM
To: Tara Cryderman
Subject: FW: Letter from Canadian Pacific - Rail Safety Week - April 24 to 30 2017

Council Correspondence – For Info

From: Brian Hammond
Sent: April 4, 2017 8:01 AM
To: Wendy Kay <wkay@mdpincercreek.ab.ca>
Subject: FW: Letter from Canadian Pacific - Rail Safety Week - April 24 to 30 2017

From: Mike LoVecchio [mailto:Mike_LoVecchio@cpr.ca]
Sent: Tuesday, April 4, 2017 12:43 AM
To: Brian Hammond <CouncilDiv4@mdpincercreek.ab.ca>
Subject: Letter from Canadian Pacific - Rail Safety Week - April 24 to 30 2017



Mike LoVecchio
 Director
 Government Affairs

General Yard Office
 1670 Loughheed Highway
 Port Couillard QC
 Canada V3B 5C8

T 778 772 9636

mike_lovecchio@cpr.ca

April 3, 2017

Reeve Brian Hammond
 MD of Pincher Creek
 PO Box 279
 Pincher Creek AB T0K 1W0

Via email: bhammond@mdpincercreek.ab.ca

Dear Reeve Hammond:

RE: Rail Safety Week 2017

Canadian Pacific (CP) and the Canadian Pacific Police Service (CPPS) will be educating the public during this year's Rail Safety Week about safety in and around railway property.

From April 24 through April 30, CP and CPPS will conduct rail safety blitzes in communities across our network – from Montreal to Vancouver – with participation from other police agencies and schools to educate motorists, pedestrians and the general public about the role we each play in staying safe.

"When people use railway property or tracks as walking paths, they are risking their lives," said Laird Pitz, CP's Vice President and Chief Risk Officer. "Rail safety requires vigilance 24 hours a day, seven days a week, 365 days a year. We are asking everyone to consider their own safety around railroad property. The impact of an incident can have tragic consequences for all concerned, including family, friends and community."

CP is proud to be the safest railway in North America, with the fewest reportable train accidents per million train miles among all Class 1 railroads for 11 years straight.

While we are pleased that crossing incidents declined in Canada last year, a sharp rise in trespassing incidents means we must continue to do more. Tragically, 46 pedestrians and 19 drivers lost their lives in these preventable incidents. This is in comparison to 31 pedestrian and 14 driver lives in 2015.

CP believes that one incident is too many. That is why we are working tirelessly, along with our community partners, to promote safety in and around railway property throughout Canada.

We ask that you support rail safety in your community by participating in Canada's Rail Safety Week in the following ways:

1. Declare April 24 – April 30 Rail Safety Week in council by adopting the enclosed draft resolution
2. Promote your declaration over social media by adopting the enclosed draft tweets
3. Ask your local police service to also declare Rail Safety Week over social media
4. Adopt the hashtag #LookListenLive year-round when speaking to the importance of being safe around tracks and trains.

The safety and security of residents in the communities we operate in is – and will continue to be - our number one priority. We hope you will join us in promoting rail safety in your community, during Rail Safety Week 2017 and throughout the year.

Thank you in advance for considering this request. Should your council choose to endorse the enclosed resolution, I would be grateful if you could provide me a copy. Should you have any questions, please give me a call on 778 772-9636.

Sincerely,



Mike LoVecchio
Director Government Affairs

cc. Laird Pitz, Vice President and Chief Risk Officer
Chief Ken Marchant, CP Police Service

DRAFT RESOLUTION IN SUPPORT OF PUBLIC - RAIL SAFETY WEEK

Whereas Public - Rail Safety Week is to be held across Canada from April 24 to April 30, 2017;

Whereas it is in the public's interest to raise citizens' awareness on reducing avoidable accidents, injuries and damage caused by collisions at level crossings or incidents involving trains and citizens;

Whereas Operation Lifesaver is a public/private partnership whose aim is to work with the rail industry, governments, police services, the media and other agencies and the public to raise rail safety awareness;

Whereas Operation Lifesaver has requested City Council adopt this resolution in support of its ongoing effort to save lives and prevent injuries in communities, including our municipality;

It is proposed by Councillor _____

Seconded by Councillor _____

It is hereby RESOLVED that our community proclaims national Rail Safety Week, to be held from April 24 – April 30, 2017.

SOCIAL MEDIA - DRAFT SOCIAL MEDIA POSTS

Monday, April 24:

- Did you know this week marks Canada's Rail Safety Week? Remember to Look and Listen to Live! #LookListenLive
- This week we're joining @CanadianPacific and all Canadian railways in reminding people to make smart decisions around tracks and trains
- {Suggested placeholder to retweet safety message from @CanadianPacific}

Tuesday, April 25:

- Scary stats: In 2016, 46 pedestrians and 19 drivers tragically lost their lives in preventable rail incidents #LookListenLive
- Retweet if you take the pledge to be safe around tracks and trains this Rail Safety Week #LookListenLive
- {Suggested placeholder to retweet rail safety message from local police agency}

Wednesday, April 26

- Always practice situational awareness around tracks and trains to keep yourself safe #LookListenLive
- {Suggested placeholder to retweet safety message from Transport Canada @Transport_GC}

Thursday, April 27

- This Rail Safety Week, choose the safe route to school or work and stick to it. Don't let a shortcut cut your life short #LookListenLive
- {Suggested placeholder to retweet safety message from rail safety organization @OpLifesaver}

Friday, April 28

- If you use railway property or tracks as walking paths, you risk your life. Always use designated paths and crossings #LookListenLive
- {Suggested placeholder to retweet safety message from another railway that operates in your community}

Saturday, April 29

- This Rail Safety Week, speak to your children about dangers at level crossings and railway property #LookListenLive

Sunday, April 30

- Proud to be a partner in #RailSafety this Rail Safety Week. Always remember to #LookListenLive
- {Suggested placeholder to RT message from Rail Association of Canada @RailCan}

For more social media content, visit Operation Lifesaver's website at www.oplifesaver.ca

----- IMPORTANT NOTICE - AVIS IMPORTANT ----- Computer viruses can be transmitted via email. Recipient should check this email and any attachments for the presence of viruses. Sender and sender company accept no liability for any damage caused by any virus transmitted by this email. This email transmission and any accompanying attachments contain confidential information intended only for the use of the individual or entity named above. Any dissemination, distribution, copying or action taken in reliance on the contents of this email by anyone other than the intended recipient is strictly prohibited. If you have received this email in error please immediately delete it and notify sender at the above email address. Le courrier électronique peut être porteur de virus informatiques. Le destinataire doit donc passer le présent courriel et les pièces qui y sont jointes au détecteur de virus. L'expéditeur et son employeur déclinent toute responsabilité pour les dommages causés par un virus contenu dans le courriel. Le présent message et les

RECEIVED

MAR 27 2017

M.D. OF PINCHER CREEK

Council
Corresp - For Info

F2h



Workers'
Compensation
Board

Alberta

Corporate Communications

9925 - 107 Street
PO Box 2415
Edmonton, Alberta T5J 2S5

Tel: (780) 498-8680
Fax: (780) 498-7875
WCB website: www.wcb.ab.ca

March 20, 2017



Dear Mayors, Reeves and Councillors:

RE: April 28 - National Day of Mourning

On April 28, we all come together to remember the workers who were killed, injured or disabled at work.

In 2016, we lost 144 women and men to workplace injury or illness in Alberta.

To remember them, we have developed a memorial poster (enclosed) in recognition of the day. This poster will appear at workplaces, public places and in ceremonies across the province as a remembrance and a tribute to the workers killed or injured on the job, and a reminder that we need to work together to make workplaces safer.

We have also included a small vinyl sticker to provide a tangible reminder of the significance of April 28. If you are interested in distributing them to visitors, we would be happy to provide you with a supply.

We ask that you display the poster and use it in any events marking Day of Mourning.

If you have any questions, need stickers or additional posters, please contact Dina DaSilva, WCB Corporate Communications at 780-498-8616 or dina.dasilva@wcb.ab.ca.

We will be lowering our flags to half-mast on April 28. We invite you to join us in marking this important day by doing the same.

Respectfully,

A handwritten signature in black ink, reading 'Dayna Therien'.

Dayna Therien
Director of Corporate Communications
WCB-Alberta

Encl.

HIGHWAY #3 TWINNING DEVELOPMENT ASSOCIATION

February 3, 2017 Meeting Minutes

Culver City Room, Lethbridge City Hall, Lethbridge AB

In attendance:

Barney Reeves	ID #4 Waterton
Bill Chapman	Town of Coaldale
Blair Painter	Crowsnest Pass
Brent Feyter	Town of Fort Macleod
Brian Brewin	MD Taber
Chantel Timmons	County of Forty Mile
Darrell Turner	Village of Barnwell
Dennis Cassie	Town of Coalhurst
Don Anderberg	Town of Pincher Creek
Gordon Reynolds	Town of Bow Island
Henk De Vlieger	Town of Taber
Jim Turner	City of Medicine Hat
Ken Perlich	Lethbridge Chamber of Commerce
Kim Welby	Chinook Community Futures
Marie Logan	Horizon School District
Nikolaus Wyslouzil	Chinook Country Tourist Association
Richard Oster	Cypress County
Tim Weinberger	Medicine Hat Chamber of Commerce
MLA David Schneider	MLA Little Bow
MLA Pat Stier	MLA Livingstone Macleod
MLA Maria Fitzpatrick Rep – Arie deValois	MLA – Lethbridge East
MP Racheal Harder Rep - Becky Dykshoorn	Lethbridge
Recorder	
Gloria Roth	Administrator

1. Call to order -

Meeting was called to order by Bill Chapman, President, at 10:32 AM.

2. Introductions

Introductions were made.

3. Approval /Additions to the Agenda

MOTION: Don Anderberg

To accept the Agenda as amended.

CARRIED

4. Adoption of Minutes

Add Darrell Turner as an attendee.

MOTION: Tim Weinberger

That the minutes of the January 6, 2017 minutes be approved with corrections.

CARRIED

5. Business Arising from Minutes

- 5.1 Kien Tran Study – The Draft version will be available for our April Meeting. In working with Alberta Transportation we needed a final report date. Dr. Tran responded with a draft on March 31, 2017 and the final report in April 30, 2017

6. MLA Report

MLA Maria Fitzpatrick –Sends her regrets. Arie will report back to her the details of our meeting.

MLA David Schneider – Getting ready for the spring session.

MLA Pat Stier – Not currently in session. MLA Stier is the critic for Municipal Affairs and has been quite busy.

MP Racheal Harder – Becky Dykshoorn reported the house resumed this past Monday. Not a lot to report as of yet. The Parliamentary Budget came out yesterday and not too many funds available for infrastructure spending.

7. MP Report–

8. President's Report – The last twelve months has been busy for this organization. Thanks to Gloria Roth, Town of Taber, Trevor Lewington from EDL, Mayor Spearman and the City of Lethbridge, MLA Maria Fitzpatrick and the Opposition MLA's for their support over the past year. Thanks to Brent Feytor for initiating a fee structure for the organization last year that was accepted by our members. We met with Brian Mason, Minister of Transportation. We formed a sub committee to review the Highway 3 priorities for Alberta Transportation. We had 2 RFP's for the update to the Cost Benefit Analysis and Dr. Tran was successful. We thanked Brian Mason for the work in Fort Macleod and the Crowsnest Pass. We look forward to reviewing the study by Dr. Tran and move forward with our mission once that is received.

MOTION: Blair Painter

That the President Report be received as presented.

CARRIED

9. Administrator Report – Gloria Roth attended the Place Brand Study Luncheon put on by the Economic Development Association. She is still working on arranging for a presentation by Department of Parks in regard to Castle Management Plan. Have been working with Alberta Transportation to finalize the contract for the \$9,999 for the Cost Benefit Analysis.

10. Finance Report – We currently have 31,484.00.

That the Financial report be accepted as presented.

MOTION: Darrell Turner

Carried

11. Delegation – No delegation this month

12. New Business

12.1 Directors

The slate of Directors that were accepted at the Annual General Meeting is accepted.

Motion Richard Oster

Carried

13. Information Items

Crownest Pass Update – Animal fence was installed and the sheep were smarter than the fence. The fence is not long enough as the animals are getting through. Alberta Transportation installed a large concrete brick to protect mountain slough off that is posing some hazard as it gets covered by snow. The traffic light went live last week and it has been working well at 20th Avenue and Highway 3. The Budget was 500,000. AB transportation has agreed to a Functional Study with an open house in June. By March 2019 the Functional Study should be completed. There will be a fourth Open House in October 2018. An alternate route from Blairmore to the Border is being considered.

Richard Oster asked if Alberta Transportation picked up the tab. Cypress County has asked for lights as well on Highway 1, and was told they did not meet the criteria. Gordon Reynolds suggested the using of fatalities as a metric of part of the criteria to work on a highway, is not the right way to go.

Highway 3 was in the news yesterday about it coming into Lethbridge, particularly about the intersection of Bridge Drive on Highway 3.

Arie mentioned that the intersection is in discussion. He asked about the Coalhurst Corner, and Mayor Cassie said it has decreased accidents there. He attributed the success of correcting that corner to the Highway 3 Twinning Development Association. Concerns were raised about the rumored future Casino and Hotel development on the Stand Off corner on Highway 3.

So moved that the Association send a letter to Lethbridge County, Blood Tribe and Alberta Transportation to ask about details and possible issues to Highway 3. Suggest to the Blood Tribe to work with us on Highway 3 issues regarding the Casino development.

MOTION Dennis Cassie

CARRIED

14. Next Meeting – Friday, March 3, 2017 - 10:30 am Culver City Room, City Hall, Lethbridge

15. Adjournment

MOTION: Darrell Turner

The motion to adjourn was made at 11:36 AM

CARRIED



Green Power

Enel Green Power North America, Inc.
100 Brickstone Square, Suite 300
Andover, MA 01810, USA

Enel Alberta Wind, Inc.
A Subsidiary of Enel Green Power North America

F2j

Info

RECEIVED

MAR 31 2017

M.D. OF PINCHER CREEK

March 24, 2017

The Municipal District of Pincher Creek No 9
Box 279
Pincher Creek Alberta T0K 1W0

Re: Information on upcoming filing-AUC Power Plant Approval No. U2014-128

Dear The Municipal District of Pincher Creek No 9,

The purpose of this letter is to notify you that Enel Alberta Wind, Inc. will be filing for an Extension of Time to the Alberta Utilities Commission (AUC) for Approval Order 2014-082 for the Castle Rock Ridge II Wind Project.

On April 1, 2014 the AUC issued Decision 2014-082 for Time Extension to Complete Phase II of the Castle Rock Ridge Wind Power Plant. This approval stipulated that construction of the 14 turbines would be completed by March 31, 2017. Development of Phase II has been hindered due to uncertainty in transmission upgrades in the region.

As part of the AUC Rule 007: (Applications for Power Plants, Substations, Transmission Lines, Industrial Designations and Hydro Developments) the applicant (Enel Alberta Wind, Inc.) is required to consult with parties within 2,000 meters of the project and confirm that these parties have no concerns regarding the application. Recent market demands indicate that the transmission limitations will be resolved, and will allow for Enel to move forward with the construction of Castle Rock Ridge II in 2018.

If you have any questions or concerns please do not hesitate to reach out to our local contact Brian Schmidt at 403-627-7935 or email at brian.schmidt@enel.com.

Sincerely,

Diane Demakis

Commercial Title Specialist

Cc: Victor Engel, Director Business Development, Canada
Brian Schmidt, Operations Supervisor, Castle Rock Ridge Wind Project



Council
Corresp - For Info

F2k

March 22, 2017

M.D. of Pincher Creek
Reeve, Brian Hammond
PO Box 279
Pincher Creek, AB
T0K 1W0

RECEIVED

MAR 29 2017

M.D. OF PINCHER CREEK

Dear Brian Hammond,

Plains Midstream Canada (PMC) is pleased to share our Annual Report to Stakeholders and Communities with you. In 2016, we celebrated 15 years as a company and the success we have had as a growing organization with talented employees operating safely and driving value.

PMC's accomplishments, along with the actions we have taken to improve our performance in key areas such as safety, environmental protection, operations, communications and stakeholder relations are demonstrated throughout the pages of this report. These successes are attributed to our hard-working team and their continued commitment to achieving our goals. Our employees are instrumental to PMC's future growth potential and long-term sustainability.

Moving forward, we will continue to strive to conduct our business to the highest standards, focusing on continuous improvement and safely delivering exceptional results.

We recognize the importance of communication, transparency and information sharing with our many stakeholders. The regular issuance of this report is part of our commitment to establishing a strong relationship with our stakeholders. We're pleased to share it with you today, and welcome any comments, feedback or questions you may have.

Sincerely,

A handwritten signature in black ink, appearing to read "J. Balasch".

Jason Balasch
President
Plains Midstream Canada

MDInfo

From: Gail Michener <[REDACTED]>
Sent: Friday, March 24, 2017 12:46 PM
To: ABParks.PlanComments@gov.ab.ca
Cc: MDInfo; AEP.Minister@gov.ab.ca; little.bow@assembly.ab.ca; livingstone.macleod@assembly.ab.ca
Subject: Incompatibility of OHVs with non-motorized activities in Castle Parks

Castle Parks Planning Committee:

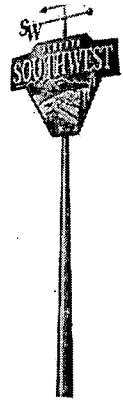
I am seriously disappointed that consideration is now being given to allowing a network of OHV/snowmobile access trails for carcass recovery and for winter use. This dilutes what had been encouraging plans to make the Castle Parks pleasant for all the peaceful people whose activities create minimal noise.

I have previously expressed my opinion on the incompatibility of OHVs with non-motorized activities and repeat them here.

How can a person on a motorized off-highway vehicle hear — let alone enjoy — a burbling brook, a singing chickadee, wind sighing in the trees, a grouse calling her chicks, a chattering a red squirrel? But these can all be heard, enjoyed, and appreciated by picnickers, walkers, hikers, photographers, birders, and equestrians without interfering with each other — as long as there is no competitive noise from OHVs. It is not merely that OHVs preclude walking or photographing on the same trail, they reduce the enjoyment of others who cannot escape the sound of engines even when they are on distant trails.

Please make the Castle Parks places of peace and quiet at all times of year.

Gail R. Michener
[REDACTED]



Alberta SouthWest Regional Alliance
Minutes of the Board of Directors Meeting
 Wednesday March 1, 2017 – The Silk Purse, Cardston

Board Representatives

Lloyd Kearl, Cardston County
 Barney Reeves, Waterton Lakes
 Jordan Koch, Glenwood
 Bill Peavoy, Cardston
 Maryanne Sandberg, MD Willow Creek
 Gentry Hall, Stavely
 Doug Thornton, Pincher Creek (alt)
 Brent Feyter, Fort Macleod
 Shelley Ford, Claresholm

Cardston Council

Bill Creed
 Dave Edmonds

Guests and Resource Staff

Linda Erickson, AEDT
 Bradley Toone, LRSD
 Bev Thornton, Executive Director, AlbertaSW
 Bob Dyrda, Project Lead, AlbertaSW
 Shereyah Feyter

1. Call to Order
 Chair Lloyd Kearl called the meeting to order.
2. Approval of Agenda
 Waterton Springs added as Item #9.
 Moved by Bill Peavoy THAT the agenda be approved as amended.
Carried. [2017-03-520]
3. Approval of Minutes
 Moved by Maryanne Sandberg THAT the minutes of February 1, 2017 be approved as presented.
Carried. [2017-03-521]
4. Approval of Cheque Register
 Doug Thornton excused himself from the meeting and this vote.
 Moved by Jordan Koch THAT cheques #2158-#2171 be approved as presented.
Carried. [2017-03-522]
 Doug Thornton rejoined the meeting.
5. SAAEP "Powering Opportunities"
 Board discussed geothermal presentation presented at last meeting. Bev will forward questions to TerrapinGeo for comment.
6. Municipal Tourism Reference Guide
 Bev and Bob gathered information from communities in preparation for input interview. That is available by request. Consultants expressed appreciation for the good input from the region.
7. Travel Alberta planning day outcomes
 About 60 participants from the region and SouthGrow attended a daylong workshop led by Travel Alberta, "Marketing to Cultural Explorers. Presentations from Parks Canada and Crown of the Continent Geotourism coordinator highlighted issues related to expectation of increased visitation for summer 2017. Summary of outcomes available from Bev.
8. Year to date financial resources/priorities
 Expenditures and project outcomes on track for current fiscal year.

9. Project Lead Report Accepted as information.
10. Executive Director Report Accepted as information.
11. Board and guest updates
12. Upcoming Board Meetings and Events
March 22-24- EDA Conference, Banff
April 5, 2017 - Crowsnest Pass
April 6 - meeting with CRTC commissioner
May 3, 2017 - Waterton
June 7, 2017 - AGM - Claresholm suggested
13. Adjournment Moved by Bill Peavoy THAT the meeting be adjourned.
Carried. [2017-03-523]

Chair

Approved April 5, 2017

Secretary/Treasurer

Alberta SouthWest Bulletin April 2017

Regional Economic Development Alliance (REDA) Update

Award of Excellence to Southern Alberta -China Investment and Trade Initiative (SACITI)

Economic Development Lethbridge, SouthGrow Regional Initiative, Lethbridge County, and AlbertaSW received the Investment Attraction Award of Excellence from Economic Developers Alberta (EDA). The initiative included training and coaching local businesses, then hosting, by invitation, a business delegation of investors and companies that best-fit with regional strengths in agriculture, agri-food, renewable energy, clean-technologies and tourism.



Economic Developers Alberta Board of Directors for 2017-2018

Bev Thornton takes over as President of Economic Developers Alberta (EDA) for 2017-2018.

This organization was established in 1974, and offers a solid foundation on which economic developers can continue build local, national and international partnerships. This strong network of professionals achieves measurable results and represents a distinct competitive advantage for our communities and province.

Social Media Workshops

In partnership with Chambers of Commerce, AlbertaSW is helping support a series of social media workshops for business. The enthusiastic response suggests the opportunities for future offerings.

Southern Alberta alternative Energy Partnership (SAAEP)

SouthGrow, Economic Development Lethbridge and AlbertaSW continue to work on the "Powering Opportunity" project to review, update the revitalize the SAAEP research and industry contacts.

We have received answers to some questions posed by the AlbertaSW board regarding geothermal opportunities in our regions; call Bev if you are interested in that document.

Request to Alberta Tourism for Recreation Economic Impact Assessment Study

Waterton Lakes Improvement District #4 has put forward a letter to the Ministry of Culture and Tourism to request a regional economic impact assessment addressing the current value of the tourism economy in our regions and quantifying the opportunities and impacts of proposed new tourism-and recreation development. This study would greatly facilitate informed public discussion and decision making regarding the appropriate locations of permitted activities, considering potential economic benefits and costs to park areas, neighboring municipalities and private sector tourism operators. Contact Barney Reeves, Chairman of Waterton Lakes ID#4 for information.

Regional Broadband Preparedness Project

This matching grant from Alberta Economic Development and Trade enabled AlbertaSW to delve into the specifics and planning needed to deploy fibre and high-speed service networks in our rural region.

This 6-month project concludes with a visit to the region from CRTC Commissioner, Dr Linda Vennard.

OTHER USEFUL INFORMATION TO CHECK OUT!

Canada-Alberta Jobs Grant

Employers pay only one- third of direct training costs, up to a maximum of \$10,000 per trainee for eligible skill training. <http://www.albertacanada.com/opportunity/employers/about-jobgrant.aspx>

Biz info- Starting and Growing a Business

Alberta Agriculture and Forestry has excellent new resources for entrepreneurs: checklists and short videos related to all stages of evaluating an idea, planning, starting and growing a business.

[http://www1.agric.gov.ab.ca/\\$department/deptdocs.nsf/all/bdv11347](http://www1.agric.gov.ab.ca/$department/deptdocs.nsf/all/bdv11347)

Alberta SouthWest Box 1041 Pincher Creek AB T0K 1W0

403-627-3373 or 1-888-627-3373

bev@albertasouthwest.com

bob@albertasouthwest.com

